

QUARTERLY JOB VACANCIES REPORT*

April 1st, 2017 – June 30th, 2017

Greater Sudbury
Manitoulin District
Sudbury District



**Sudbury
& Manitoulin**

Workforce Planning
Planification en
main-d'oeuvre

This report was prepared by:
Workforce Planning for Sudbury & Manitoulin
for more information please contact us at:
705-675-5822 or go to our website at: www.planningourworkforce.ca

This project is funded in part by the Government of Canada and the Government of Ontario



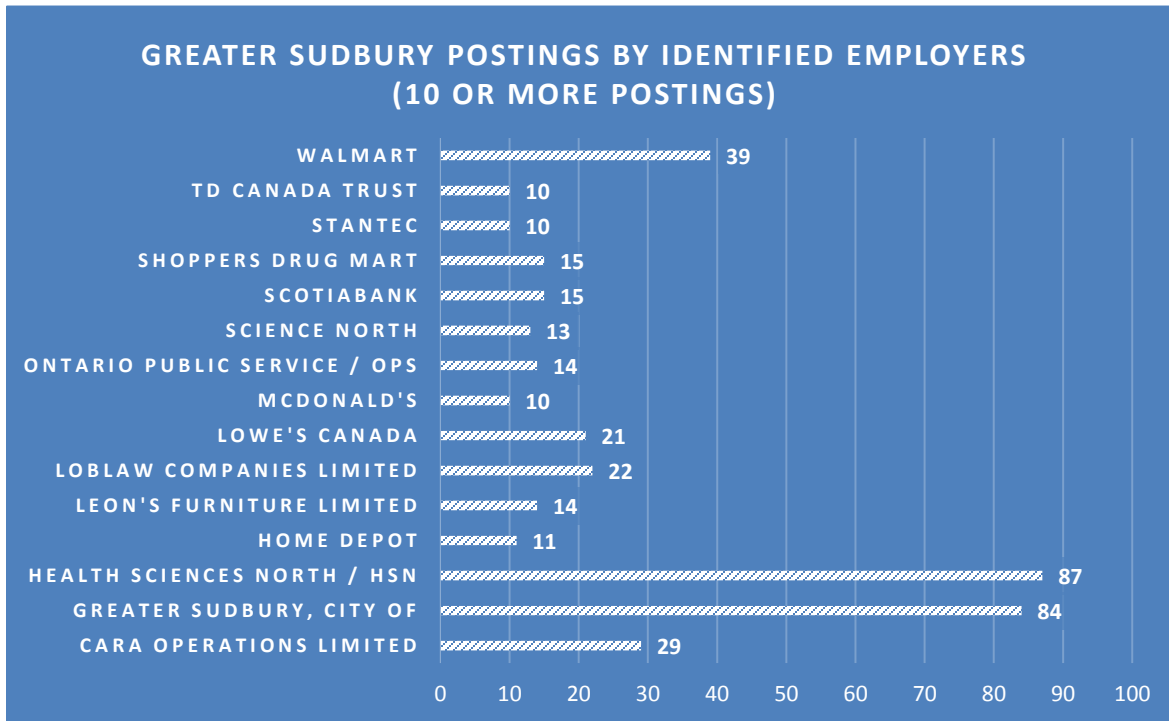
**All data comes from Vicinityjobs.com and includes aggregated and validated local data from credible job posting sites such as: Service Canada's Job Bank, Monster, Workopolis, HRCareers, and others such as large local employers' websites. Vicinityjobs.com estimates that this sample represents between 50-55% of all local jobs postings (as many employers do not use web-based services to recruit).*

QUARTERLY JOB VACANCIES REPORT

Greater Sudbury

April 1, 2017 – June 30, 2017

2053 TOTAL NUMBER OF JOB POSTINGS



TOP 6 INDUSTRIES BY # OF JOB POSTINGS

(by NAICS - North American Industry Classification System*)

RETAIL TRADE (NAICS 44-45)

189 postings

Department stores (44)

Furniture stores (39)

All other specialty food stores (22)

Pharmacies and drug stores (15)

Home centres (11)

HEALTH CARE & SOCIAL ASSISTANCE (NAICS 62)

128 postings

General (except paediatric) hospitals (96)

Home health care services (22)

Community care facilities for the elderly (9)

PUBLIC ADMINISTRATION (NAICS 91)

99 postings

Other local, municipal, and regional public administration (84)

Other provincial territorial public administration (14)

ACCOMMODATION & FOOD SERVICES (NAICS 72)

87 postings

(Industry-specific data not available)

PROFESSIONAL, SCIENTIFIC, TECHNICAL (NAICS 73)

73 postings

Engineering services (18)

Admin/General management consulting (13)

Environmental consulting services (11)

Other scientific/technical consulting (4)

MANUFACTURING (NAICS 31-33)

68 postings

Mining, oil, gas field machinery manufacturing (9)

Tire manufacturing (7)

Boat building (6)

Soft drink and ice manufacturing (5)

POSTINGS BY OCCUPATIONAL CATEGORIES WITH 10 OR MORE POSTINGS

(by NOC – National Occupational Classification code)

SALES AND SERVICE OCCUPATIONS (NOC 6)

28.4% (584 postings)

- Retail sales (115)
- Other sales-related occupations (88)
- Other customer and information services representatives (82)
- Cooks (39)
- Sales and account representatives (wholesale trade non-technical) (35)
- Financial sales representatives (33)
- Cashier (29)
- Food counter attendants, kitchen helpers, and related support occupations (20)
- Light duty cleaners (16)
- Store shelf stockers, clerks, and order fillers (15)
- Food and beverage servers (14)
- Retail and wholesale buyers (12)
- Janitors, caretakers and building superintendents (11)

OTHER/UNIDENTIFIED

24.3% (499 postings)

BUSINESS, FINANCE AND ADMINISTRATION OCCUPATIONS (NOC 1)

8.7% (178 postings)

- General office support workers (22)
- Administrative assistants (18)
- Receptionists (16)
- Administrative officers (15)
- Professional occupations in advertising, marketing, and public relations (12)
- Accounting and related clerks (11)

OCCUPATIONS IN EDUCATION, LAW, AND SOCIAL, COMMUNITY AND GOV'T SERVICES (NOC 4)

8.5% (174 postings)

- University professors and lecturers (37)
- Home support workers, housekeepers, and related occupations (27)
- Early childhood educators and assistants (21)
- College and other vocational instructors (18)
- Social and community service workers (18)

TRADES, TRANSPORT AND EQUIPMENT OPERATORS AND RELATED OCCUPATIONS (NOC 7)

7.9% (163 postings)

- Construction millwrights and mechanics (24)
- Transport truck driver (19)
- Automotive service technicians, truck and bus mechanics, and mechanical repairers (17)
- Welders and related machine operators (11)
- Delivery and courier service drivers (10)

MANAGEMENT OCCUPATIONS

7.1% (145 postings)

- Retail trade (62)
- Corporate sales (21)

NATURAL AND APPLIED SCIENCES AND RELATED OCCUPATIONS

6.0% (124)

Mechanical engineers (13)
Electrical and electronics engineers (12)
Information systems, analysts, and consultants (11)
Civil engineers (10)

HEALTH OCCUPATIONS

5.7% (116 postings)

Registered nurses and psychiatric nurses (27)
Other assisting occupations in support of health services (24)
Licensed practical nurses (15)
Pharmacists (10)

OCCUPATIONS IN ART, CULTURE, RECREATION AND SPORT

1.5% (30 postings)

Program leaders and instructors in recreation, sport, and fitness (13)

OCCUPATIONS IN MANUFACTURING AND UTILITIES

1.1% (23 postings)

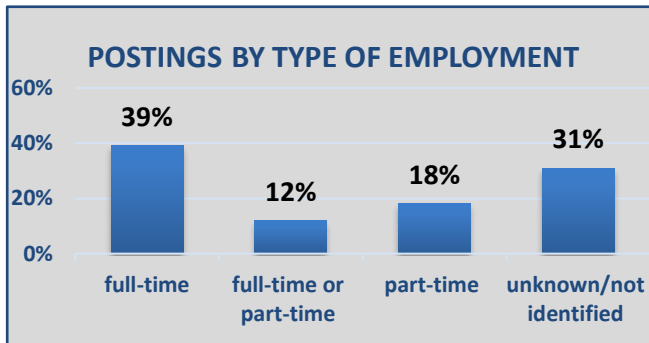
Other labourers in processing, manufacturing, and utilities (10)

NATURAL RESOURCES, AGRICULTURE AND RELATED PRODUCTION OCCUPATIONS

0.8% (17)

landscaping and grounds maintenance labourers (10)

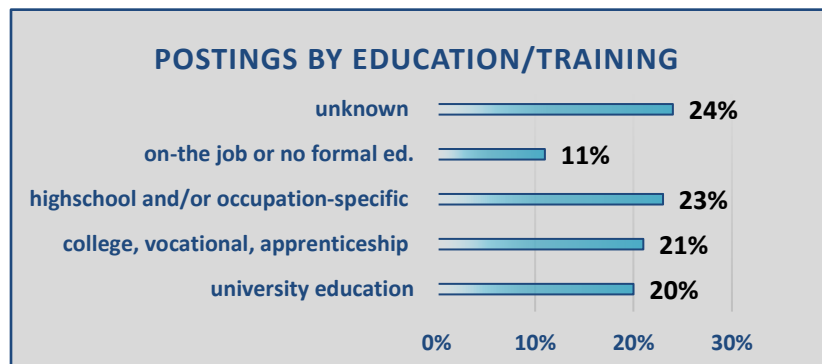
OTHER JOB POSTING DATA



During the same 3-month period from April 1st, 2016 to June 30th, 2016, **1570** jobs were posted; that is almost 500 fewer job postings

Since the beginning of this year, from January 1st, 2017 to June 30th, 2017, **3,977** jobs have been posted

NOTE: There were 10,939 businesses in Greater Sudbury (June 2016)

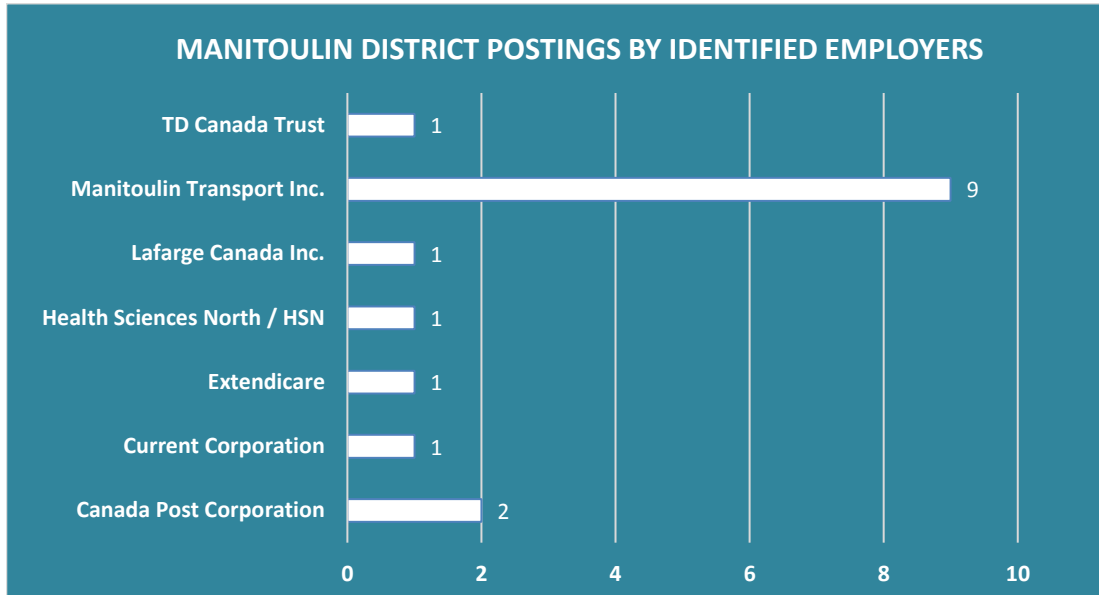


QUARTERLY JOB VACANCIES REPORT

District of Manitoulin

April 1, 2017 – June 30, 2017

40 TOTAL NUMBER OF JOB POSTINGS



TOP 4 INDUSTRIES BY HIGHEST # OF JOB POSTINGS

(by NAICS - North American Industry Classification System*)

TRANSPORTATION AND WAREHOUSING (NAICS 48-49)

11 postings

General freight trucking, long distance, less than truck-load (9)
Postal service (2)

MANUFACTURING (NAICS 31-33)

2 postings

Cement manufacturing (1)
Commercial and service industry machinery manufacturing (1)

FINANCE AND INSURANCE (NAICS 52)

1 posting

Corporate and institutional banking industry (1)

HEALTH CARE AND SOCIAL ASSISTANCE (NAICS 62)

2 postings

General (except paediatric) hospitals (1)
Community care facilities for the elderly (1)

POSTINGS BY OCCUPATIONAL CATEGORIES

(by NOC – National Occupational Classification code)

BUSINESS, FINANCE AND ADMINISTRATION OCCUPATIONS

20% (8 postings)

Financial auditors and accountants (1)
General office support workers (2)
Accounting and related clerks (4)
Letter carriers (1)

HEALTH OCCUPATIONS

20% (8 postings)

Registered nurses and registered psychiatric nurses (2)
Specialist physicians (1)
Allied primary health practitioners (1)
Dental technologists, technicians, and laboratory assistants (1)
Licensed practical nurses (2)
Other technical occupations in therapy and assessment (1)

OCCUPATIONS IN EDUCATION, LAW AND SOCIAL, COMMUNITY AND GOVERNMENT SERVICES

10% (4 postings)

Natural and applied science policy researchers, consultants and program officers (2)
Social and community service workers (1)
Home support workers, housekeepers and related occupations (1)

SALES AND SERVICE OCCUPATIONS

5% (2 postings)

Other customer and information services representatives (2)

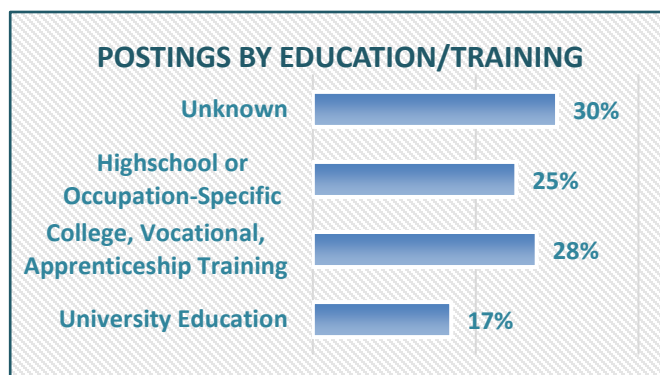
TRADES, TRANSPORT AND EQUIPMENT OPERATORS AND RELATED OCCUPATIONS

15% (6 postings)

Telecommunications installation and repair workers (5)
Gas fitters (1)

OTHER/UNIDENTIFIED

30% (12 postings)



OTHER JOB POSTING DATA

32.55% of jobs posted were fulltime

During the same 3-month period from April 1st, 2016 to June 30th, 2016, only 28 jobs were posted

Since the beginning of this year, from January 1st, 2017 to June 30, 2017, 78 jobs have been posted


NOTE: there were 1,021 businesses in the Manitoulin District (June 2016)

QUARTERLY JOB VACANCIES REPORT

District of Sudbury

April 1, 2017 – June 30, 2017

83 TOTAL NUMBER OF JOB POSTINGS



TOP 8 INDUSTRIES BY HIGHEST # OF JOB POSTINGS

(by NAICS - North American Industry Classification System*)

MANUFACTURING (NAICS 31-33)

16 postings

Paper (except newsprint) mills (16)

FINANCE AND INSURANCE (NAICS 52)

6 postings

Corporate and institutional banking industry (5)

All other non-depository credit intermediation (1)

ACCOMMODATION AND FOOD SERVICES (NAICS 72)

4 postings

(Industry-specific information not available)

MINING AND OIL AND GAS EXTRACTION (NAICS 21)

3 postings

All other metal ore mining (3)

REAL ESTATE AND RENTAL AND LEASING (NAICS 52)

3 postings

(Industry-specific information not available)

CONSTRUCTION (NAICS 23)

1 posting

Plumbing, heating, and air-conditioning contractors (1)

WHOLESALE TRADE (NAICS 41)

1 posting

Petroleum product agents and brokers (1)

INFORMATION AND CULTURAL INDUSTRIES (NAICS 51)

1 posting

Other telecommunications (1)

POSTINGS BY OCCUPATIONAL CATEGORIES

(by NOC – National Occupational Classification code)

MANAGEMENT OCCUPATIONS

8.4% (7 postings)

- Other administrative services managers (1)
- Retail and wholesale trade managers (1)
- Restaurant and food service managers (1)
- Facility operation and maintenance managers (2)
- Managers in transportation (1)
- Manufacturing managers (1)

BUSINESS, FINANCE AND ADMINISTRATION OCCUPATIONS

3.6% (3 postings)

- Executive assistants (1)
- General office support workers (1)
- Purchasing and inventory control workers (1)

NATURAL AND APPLIED SCIENCES AND RELATED OCCUPATIONS

3.6% (3 postings)

- Software engineers and designers (1)
- Drafting technologists and technicians (2)

HEALTH OCCUPATIONS

1.2% (1 postings)

- Registered nurses and registered psychiatric nurses (1)

OCCUPATIONS IN EDUCATION, LAW AND SOCIAL, COMMUNITY AND GOVERNMENT SERVICES

3.6% (3 postings)

- Business development officers and marketing researchers and consultants (1)
- Social and community service workers (1)
- Early childhood educators and assistants (1)

SALES AND SERVICE OCCUPATIONS

38.6% (32 postings)

- Financial sales representatives (2)
- Cooks (3)
- Sales and account representatives – wholesale trade (non-technical) (3)
- Retail salespersons (3)
- Food and beverage servers (3)
- Security guards and related security service occupations (1)
- Customer services representatives – financial institutions (1)
- Other customer and information services representatives (7)
- Estheticians, electrologists and related occupations (1)
- Cashiers (2)
- Other sales related occupations (4)
- Light duty cleaners (1)
- Specialized cleaners (1)

OCCUPATIONS IN MANUFACTURING AND UTILITIES

1.2% (1 posting)

Supervisors, forest products processing (1)

TRADES, TRANSPORT AND EQUIPMENT OPERATORS AND RELATED OCCUPATIONS

16.9% (14 postings)

Tool and die makers (1)

Welders and related machine operators (1)

Telecommunications installation and repair workers (2)

Steamfitters, pipefitters and sprinkler system installers (3)

Construction millwrights and industrial mechanics (2)

Heavy-duty equipment mechanics (2)

Railway carmen/women (1)

Automotive service technicians, truck and bus mechanics and mechanical repairers (1)

Drillers and blasters – surface mining, quarrying and construction (1)

NATURAL RESOURCES, AGRICULTURE AND RELATED PRODUCTION OCCUPATIONS

2.4% (2 postings)

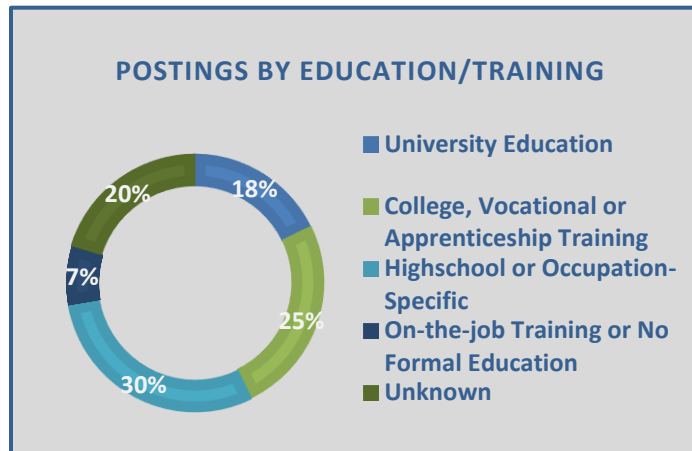
Logging machinery operators (1)

Underground mine service and support workers (1)

OTHER/UNIDENTIFIED

20.5% (17 postings)

OTHER JOB POSTING DATA



45.8% of jobs posted were fulltime

During the same 3-month period from April 1st, 2016 to June 30th, 2016, only 59 jobs were posted

Since the beginning of this year, from January 1st, 2017 to June 30, 2017, 179 jobs have been posted

NOTE: there are 1,461 businesses in the Sudbury District (June 2016)

.....
*link to Statistics Canada North American Industry Classification System (NAICS) Canada 2017 version:

<http://www23.statcan.gc.ca/imdb/p3VD.pl?Function=getVD&TVD=307532>