

QUARTERLY ONLINE JOB VACANCIES REPORT*

October 1ST, 2017 – December 31ST, 2017

Greater Sudbury
Manitoulin District
Sudbury District



*This report was prepared by:
Workforce Planning for Sudbury & Manitoulin
for more information please contact us at:
705-675-5822 or go to our website at: www.planningourworkforce.ca*

This project is funded in part by the Government of Canada and the Government of Ontario



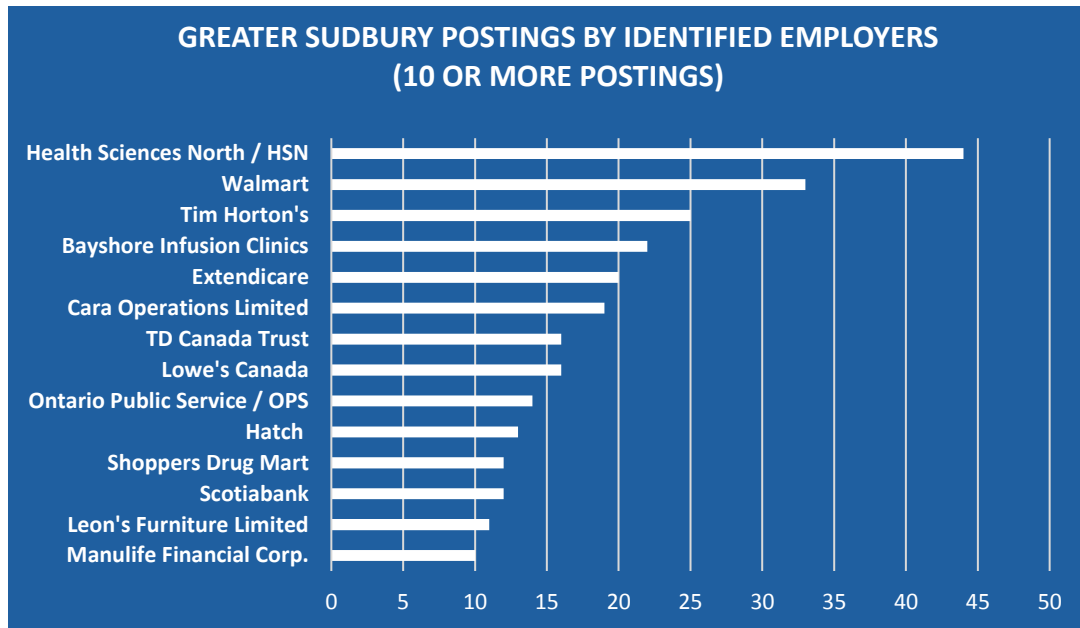
**All data comes from Vicinityjobs.com and includes aggregated and validated local data from credible job posting sites such as: Service Canada's Job Bank, Monster, Workopolis, HRCareers, and others such as large local employers' websites. Vicinityjobs.com estimates that this sample represents between 50-55% of all local jobs postings (as many employers do not use web-based services to recruit).*

QUARTERLY ONLINE JOB VACANCIES REPORT

Greater Sudbury

October 1ST, 2017 – December 31ST, 2017

1929 TOTAL NUMBER OF ONLINE JOB POSTINGS



TOP 6 INDUSTRIES BY # OF JOB POSTINGS

(by NAICS - North American Industry Classification System* and includes businesses with 10+ job postings)

RETAIL TRADE (NAICS 44-45)

154 postings

Department stores (33)
Furniture stores (30)
Pharmacies and drug stores (12)
Children's and infants' clothing stores (12)
Family clothing stores (8)
Shoe stores (8)

HEALTH CARE & SOCIAL ASSISTANCE (NAICS 62)

117 postings

General (except paediatric) hospitals (57)
Home health care services (39)
Community care facilities for the elderly (20)

ACCOMMODATION & FOOD SERVICES (NAICS 72)

97 postings

Casino hotels (8)

PROFESSIONAL, SCIENTIFIC, TECHNICAL (NAICS 5)

74 postings

Engineering services (21)
Environmental consulting services (9)
Admin/general management consulting (8)
Other scientific and technical consulting services (7)
Graphic design services (6)

MANUFACTURING (NAICS 31-33)

69 postings

Other plate work and fabricated structural product manufacturing (10)
Mining and oil and gas field machinery manufacturing (8)
Sign manufacturing (6)

PUBLIC ADMINISTRATION (NAICS 91)

63 postings

Other local, municipal and regional public administration (49)
Other provincial and territorial public administration (14)

10 OR MORE POSTINGS BY OCCUPATIONAL CATEGORY

(by NOC – National Occupational Classification code)

SALES AND SERVICE OCCUPATIONS (NOC 6)

29.0% (560 postings)

- Sales and service (unidentified sub-category) (109)
 - Retail salespersons (75)
- Other customer and information services representatives (45)
 - Cooks (37)
- Food counter attendants, kitchen helpers and related support occupations (33)
 - Cashiers (31)
- Sales and account representatives – wholesale trade (non-technical) (30)
 - Other sales related occupations (24)
 - Food and beverage servers (21)
 - Light duty cleaners (21)
- Security guards and related security service occupations (20)
 - Financial sales representatives (19)
 - Hotel front desk clerks (14)

TRADES, TRANSPORT AND EQUIPMENT OPERATORS AND RELATED OCCUPATIONS (NOC 7)

14.1% (272 postings)

- Trades, transport and equipment operators and related (unidentified sub-category) (36)
- Automotive service technicians, truck and bus mechanics and mechanical repairers (31)
 - Transport truck drivers (31)
 - Welders and related mechanic operators (23)
- Construction millwrights and industrial mechanics (20)
 - Heavy-duty equipment mechanics (17)
 - Material handlers (17)
- Heavy equipment operators (except crane) (16)
- Structural metal and platework fabricators and fitters (10)

BUSINESS, FINANCE AND ADMINISTRATION OCCUPATIONS (NOC 1)

11.6% (223 postings)

- Administrative assistants (29)
- Business, finance and administration (unidentified sub-category) (25)
 - General office support workers (20)
 - Administrative offices (18)
 - Receptionist (16)
- Professional occupations in advertising, marketing and public relations (15)
 - Human resources professionals (13)
 - Accounting and related clerks (10)

OCCUPATIONS IN EDUCATION, LAW AND SOCIAL, COMMUNITY AND GOVERNMENT SERVICES (NOC 4)

10.8% (208 postings)

- Home support workers, housekeepers and related occupations (59)
- Early childhood educators and assistants (51)
 - University professors and lecturers (36)
- Social and community service workers (14)

MANAGEMENT OCCUPATIONS (NOC 0)

10.5% (203 postings)

Management (unidentified sub-category) (68)
Retail and wholesale trade managers (46)
Corporate sales managers (18)
Restaurant and food service managers (13)

OTHER/UNIDENTIFIED

8.3% (160 postings)

Unknown job titles (160)

HEALTH OCCUPATIONS (NOC 3)

6.3% (121 postings)

Registered nurses and registered psychiatric nurses (29)
Licensed practical nurses (19)
Other assisting occupations in support of health services (16)

NATURAL AND APPLIED SCIENCES AND RELATED OCCUPATIONS

6.0% (115 postings)

Natural and applied sciences and related (unidentified sub-category) (20)
Mining engineers (10)

OCCUPATIONS IN MANUFACTURING AND UTILITIES (NOC 9)

2.0% (38 postings)

Other labourers in processing, manufacturing and utilities (15)

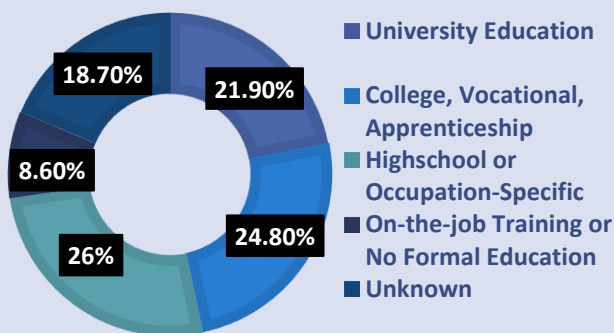
OCCUPATIONS IN ART, CULTURE, RECREATION AND SPORT (NOC 5)

1.1% (21 postings)

No specific occupations posted 10+ more times

OTHER ONLINE JOB POSTING DATA

POSTINGS BY EDUCATION/TRAINING



44.3% of the jobs posted were full-time

During the same 3-month period from October 1st 2016 to December 31st 2016, **1780** jobs were posted; that is **149** fewer postings than this quarter.

From January 1st 2017 to December 31st 2017, **8091** jobs have been posted.

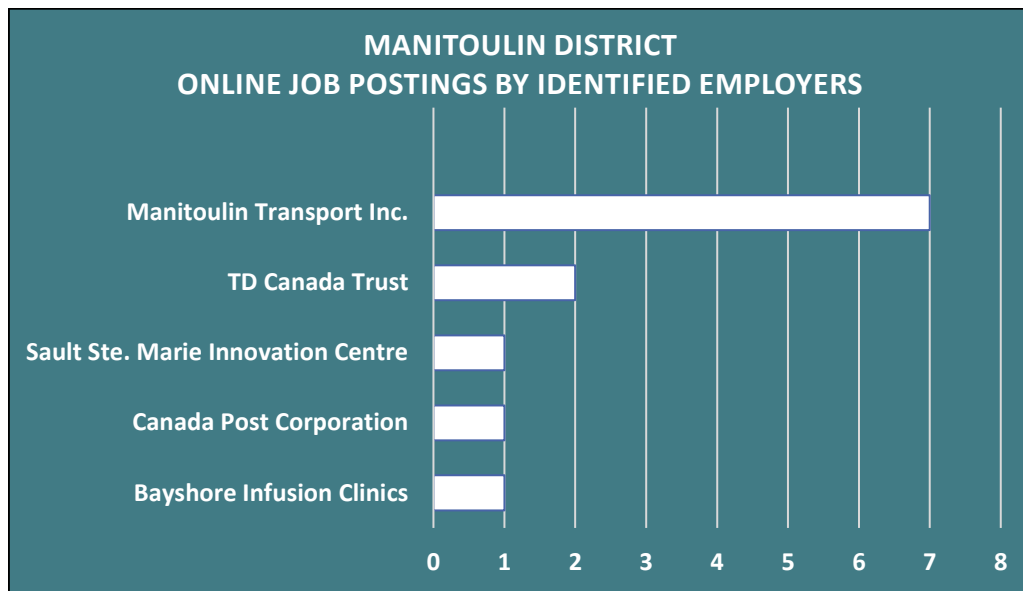
Note: there were 11,054 businesses in Greater Sudbury (June 2017)

QUARTERLY ONLINE JOB VACANCIES REPORT

Manitoulin District

October 1st, 2017 – December 31st, 2017

21 TOTAL NUMBER OF ONLINE JOB POSTINGS



TOP 4 INDUSTRIES BY # OF JOB POSTINGS

(by NAICS - North American Industry Classification System*)

TRANSPORTATION AND WAREHOUSING (NAICS 48-49)

8 postings

General freight trucking, long distance, less than truck-load (7)
Postal service (1)

FINANCE AND INSURANCE (NAICS 52)

2 postings

Corporate and institutional banking industry (2)

PROFESSIONAL, SCIENTIFIC AND TECHNICAL SERVICES

1 posting

Other management consulting services (1)

HEALTH CARE AND SOCIAL ASSISTANCE (NAICS 62)

1 posting

Home Health Care Services (1)

POSTINGS BY OCCUPATIONAL CATEGORY

(by NOC – National Occupational Classification code)

BUSINESS, FINANCE AND ADMINISTRATION

38.1% (8 postings)

- Accounting and related clerks (3)
- Business, finance and administration (unidentified sub-category) (2)
- Financial auditors and accountants (2)
- General office support workers (1)

OTHER/UNIDENTIFIED

23.8% (5 postings)

- Unidentified (5)

HEALTH OCCUPATIONS

19% (4 postings)

- Specialist physicians (1)
- General practitioners and family physicians (1)
- Allied primary health practitioners (1)
- Licensed practical nurses (1)

SALES AND SERVICE OCCUPATIONS

14.3% (3 postings)

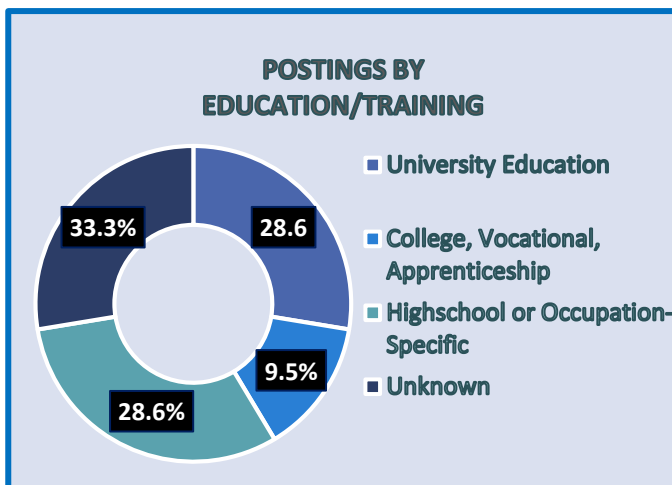
- Financial sales representatives (1)
- Security guards and related security service occupations (1)
- Other customer and information services representatives (1)

NATURAL AND APPLIED SCIENCES AND RELATED OCCUPATIONS

4.8% (1 posting)

- Web designers and developers (1)

OTHER ONLINE JOB POSTING DATA



23.8% of the jobs posted were full-time

During the same 3-month period from October 1st 2016 to December 31st 2016, **37** jobs were posted; that is **16** more postings than this quarter

From January 1st 2017 to December 31st 2017, **165** jobs have been posted

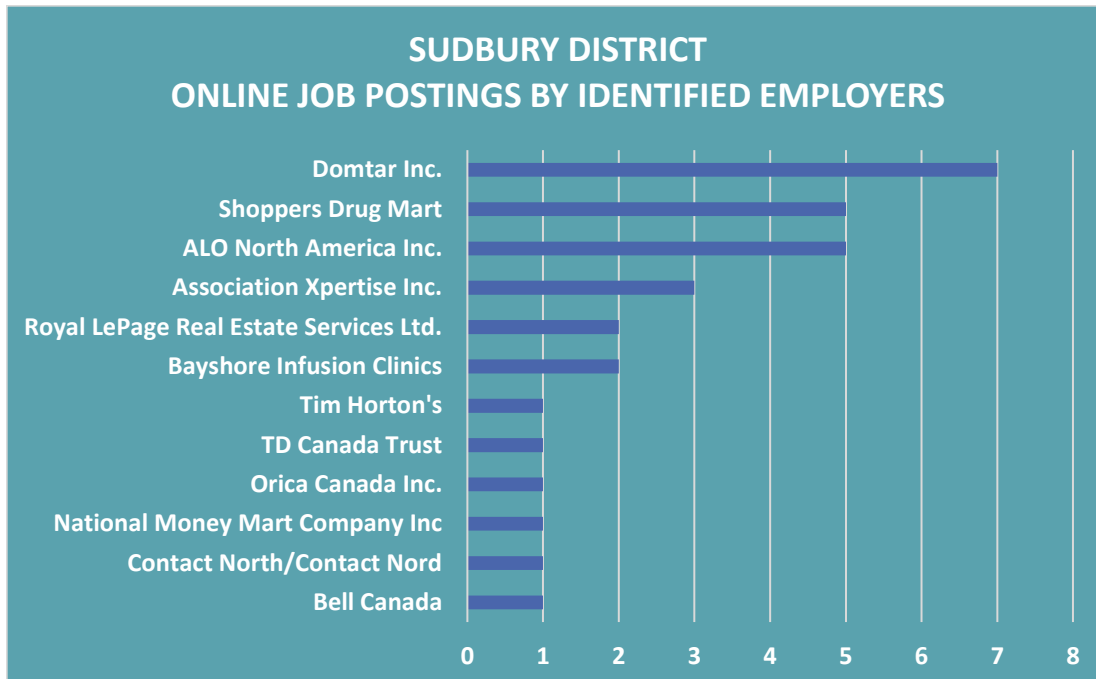
NOTE: there were 1,052 businesses in the Manitoulin District (June 2017)

QUARTERLY ONLINE JOB VACANCIES REPORT

Sudbury District

October 1ST, 2017 – December 31ST, 2017

65 TOTAL NUMBER OF ONLINE JOB POSTINGS



TOP INDUSTRIES BY HIGHEST # OF JOB POSTINGS

(by NAICS - North American Industry Classification System*)

MANUFACTURING (NAICS 31–33)

13 postings

Paper (except newsprint) mills (7)
Agricultural Implement Manufacturing (5)
Explosives Manufacturing (1)

RETAIL TRADE (NAICS 44–45)

5 postings

Pharmacies and drug stores (5)

FINANCE AND INSURANCE (NAICS 52)

3 postings

Corporate and institutional banking industry (1)
All other non-depository credit intermediation (1)

PROFESSIONAL, SCIENTIFIC AND TECHNICAL SERVICES (NAICS 54)

3 postings

Administrative Management and General Management
Consulting services (3)

REAL ESTATE AND RENTAL AND LEASING (NAICS 53)

2 postings

EDUCATIONAL SERVICES (NAICS 61)

2 postings

Technical and trade schools (1)

HEALTH CARE AND SOCIAL ASSISTANCE (NAICS 62)

2 postings

Home health care services (2)

ACCOMMODATION AND FOOD SERVICES (NAICS 72)

2 postings

Casino Hotels (1)

TRANSPORTATION AND WAREHOUSING (NAICS 48–49)

1 posting

INFORMATION AND CULTURAL INDUSTRIES

1 posting

Other telecommunications (1)

POSTINGS BY OCCUPATIONAL CATEGORY

(by NOC – National Occupational Classification code)

SALES AND SERVICE OCCUPATIONS

29.2% (19 postings)

- Other customer and information services representatives (3)
 - Cashiers (3)
 - Specialized cleaners (3)
 - Financial sales representatives (2)
- Sales and account representatives – wholesale trade (non-technical) (2)
 - Sales and service (unidentified sub-category) (1)
 - Retail and wholesale buyers (1)
- Real estate agents and salespersons (2)
 - Chefs (1)
 - Cooks (1)
- Food and beverage servers (1)

TRADES, TRANSPORT AND EQUIPMENT OPERATORS AND RELATED OCCUPATIONS

16.9% (11 postings)

- Taxi and limousine drivers and chauffeurs (3)
- Trades, transport and equipment operators and related (unidentified sub-category) (2)
 - Transport truck drivers (2)
- Steamfitters, pipefitters and sprinkler system installers (1)
 - Carpenters (1)
- Construction millwrights and industrial mechanics (1)
 - Delivery and courier service drivers (1)

MANAGEMENT OCCUPATIONS

13.8% (9 postings)

- Management (unidentified sub-category) (6)
- Other business services managers (2)
- Managers in transportation (1)

OTHER/UNIDENTIFIED

10.8% (7 postings)

- Unknown job titles (5)
- Known job titles (2)

BUSINESS, FINANCE AND ADMINISTRATION OCCUPATIONS

9.9% (7 postings)

- Dispatchers (2)
- Financial auditors and accountants (1)
- Administrative officers (1)
- General office support workers (1)
- Personnel clerks (1)

NATURAL AND APPLIED SCIENCES AND RELATED OCCUPATIONS

7.7% (5 postings)

- Natural and applied sciences and related (unidentified sub-category) (3)
- Information systems analysts and consultants (2)

OCCUPATIONS IN EDUCATION, LAW AND SOCIAL, COMMUNITY AND GOVERNMENT SERVICES

4.6% (3 postings)

Early childhood educators and assistants (3)

HEALTH OCCUPATIONS

3.1% (2 postings)

Other assisting occupations in support of health services (2)

OCCUPATIONS IN MANUFACTURING AND UTILITIES

3.1% (2 postings)

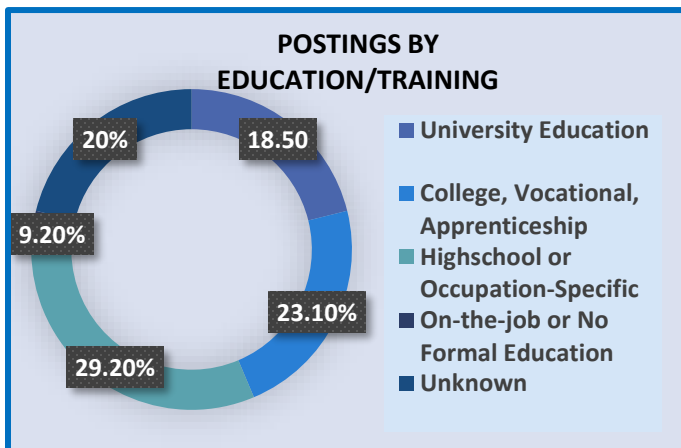
Supervisors, forest products processing (1)
Power engineers and power systems operators (1)

NATURAL RESOURCES, AGRICULTURE AND RELATED PRODUCTION OCCUPATIONS

1.5% (1 posting)

Nursery and greenhouse workers (1)

OTHER ONLINE JOB POSTING DATA



21.5% of the jobs posted were full-time

During the same 3-month period from October 1st 2016 to December 31st 2016, **71** jobs were posted; that is **6** more postings than this quarter

From January 1st 2017 to December 31st 2017, **315** jobs have been posted

NOTE: there are 1,482 businesses in the Sudbury District (June 2017)

**link to Statistics Canada North American Industry Classification System (NAICS) Canada 2017 version:*

<http://www23.statcan.gc.ca/imdb/p3VD.pl?Function=getVD&TVD=30753>