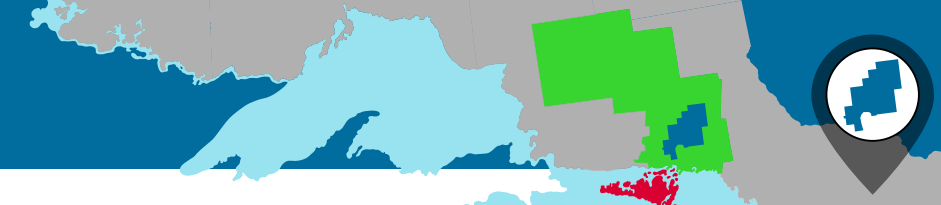


# ANNUAL ONLINE JOB VACANCIES REPORT\*

## GREATER SUDBURY January 1<sup>st</sup> 2017 – December 31<sup>st</sup> 2017

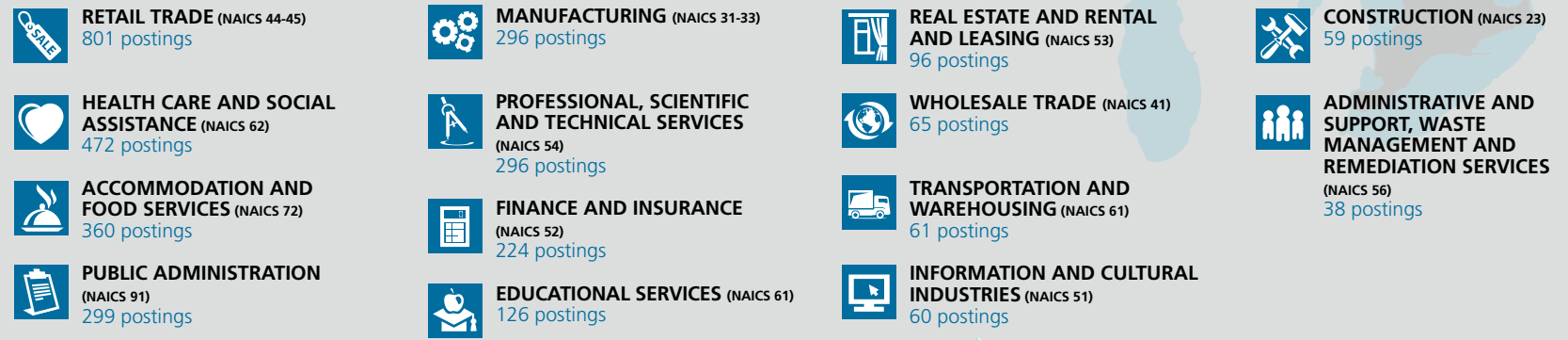


- 236 HEALTH SCIENCES NORTH/HSN**
- 228 CITY OF GREATER SUDBURY**
- 150 WALMART**
- 91 CARA OPERATIONS**
- 89 LOWE'S CANADA**

Top 5 businesses with highest number of job postings

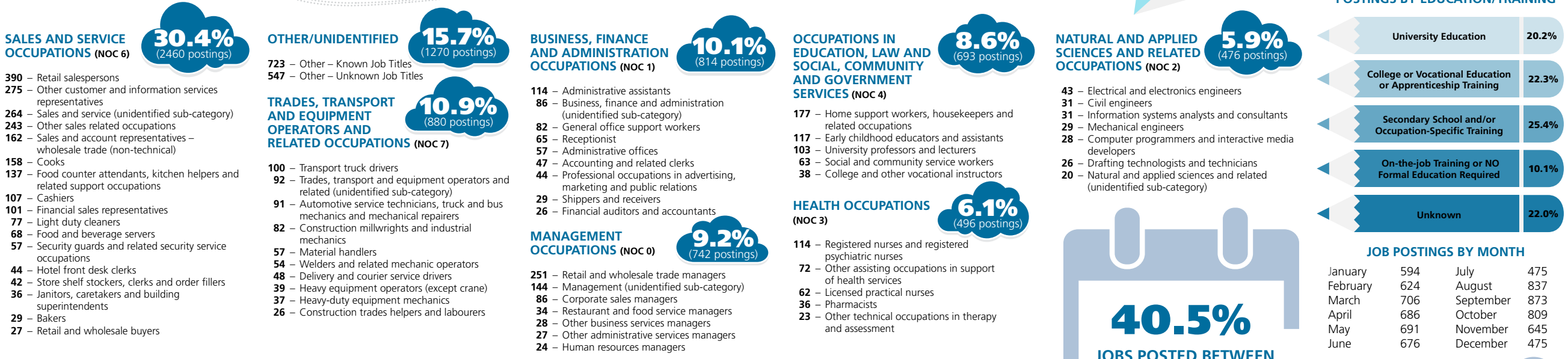
### INDUSTRIES BY # OF JOB POSTINGS

(by NAICS - North American Industry Classification System and includes industries with 25+ job postings)




### POSTINGS BY OCCUPATIONAL CATEGORIES

(by NOC – National Occupational Classification code)



### OTHER ONLINE JOB POSTING DATA

#### POSTINGS BY EDUCATION/TRAINING



#### JOB POSTINGS BY MONTH

January	594	July	475
February	624	August	837
March	706	September	873
April	686	October	809
May	691	November	645
June	676	December	475



More information on this report and other resources are available at: [www.planningourworkforce.ca](http://www.planningourworkforce.ca)



This project is funded in part by the Government of Canada and the Government of Ontario

\*All data comes from Vicinityjobs.com and includes aggregated and validated local data from credible job posting sites such as: Service Canada's Job Bank, Monster, Workopolis, HRCareers, and others such as large local employers' websites. Vicinityjobs.com estimates that this sample represents between 50-55% of all local jobs postings (as many employers do not use web-based services to recruit).


# ANNUAL ONLINE JOB VACANCIES REPORT\*

## SUDBURY DISTRICT January 1<sup>st</sup> 2017 – December 31<sup>st</sup> 2017



# ANNUAL ONLINE JOB VACANCIES REPORT\*

## MANITOULIN DISTRICT January 1<sup>st</sup> 2017 – December 31<sup>st</sup> 2017



### POSTINGS BY OCCUPATIONAL CATEGORIES

(by NOC – National Occupational Classification code)

#### SALES AND SERVICE OCCUPATIONS (NOC 6)



- 21 – Other customer and information services representatives
- 10 – Financial sales representatives
- 9 – Other sales related occupations
- 8 – Food and beverage servers
- 8 – Specialized cleaners
- 7 – Sales and account representatives – wholesale trade (non-technical)
- 5 – Cooks
- 5 – Retail salespersons
- 5 – Cashiers

#### TRADES, TRANSPORT AND EQUIPMENT OPERATORS AND RELATED OCCUPATIONS (NOC 7)



- 10 – Construction millwrights and industrial mechanics
- 7 – Steamfitters, pipefitters and sprinkler system installers
- 6 – Trades, transport and equipment operators and related (unidentified sub-category)
- 6 – Taxi and limousine drivers and chauffeurs

#### OTHER/UNIDENTIFIED



- 31 – Other – Known Job Titles
- 11 – Other – Unknown Job Titles

#### MANAGEMENT OCCUPATIONS (NOC 0)



- 9 – Management (unidentified sub-category)
- 8 – Retail and wholesale trade managers
- 6 – Managers in transportation

#### NATURAL AND APPLIED SCIENCES AND RELATED OCCUPATIONS (NOC 2)



- 8 – Natural and applied sciences and related (unidentified sub-category)

#### BUSINESS, FINANCE AND ADMINISTRATION OCCUPATIONS (NOC 1)



#### OCCUPATIONS IN EDUCATION, LAW AND SOCIAL, COMMUNITY AND GOVERNMENT SERVICES (NOC 4)




- 8 – Early childhood educators and assistants
- 7 – Home support workers, housekeepers and related occupations

### INDUSTRIES BY # OF JOB POSTINGS

(by NAICS – North American Industry Classification System)

- MANUFACTURING (NAICS 31-33)**  
59 postings
- FINANCE AND INSURANCE (NAICS 52)**  
21 postings
- REAL ESTATE AND RENTAL AND LEASING (NAICS 53)**  
10 postings
- ACCOMMODATION AND FOOD SERVICES (NAICS 72)**  
10 postings
- PROFESSIONAL, SCIENTIFIC AND TECHNICAL SERVICES (NAICS 54)**  
6 postings



### POSTINGS BY OCCUPATIONAL CATEGORIES

(by NOC – National Occupational Classification code)

#### HEALTH OCCUPATIONS (NOC 3)



- 8 – Registered nurses and registered psychiatric nurses
- 7 – Licensed practical nurses

#### OTHER/UNIDENTIFIED



- 15 – Other – Known Job Titles
- 12 – Other – Unknown Job Titles

#### BUSINESS, FINANCE AND ADMINISTRATION (NOC 1)



- 10 – Accounting and related clerks
- 5 – General office support workers

#### SALES AND SERVICE OCCUPATIONS (NOC 6)



- 10 – Other customer and information services representatives

#### OCCUPATIONS IN EDUCATION, LAW AND SOCIAL, COMMUNITY AND GOVERNMENT SERVICES (NOC 4)



- 7 – Home support workers, housekeepers and related occupations

#### TRADES, TRANSPORT AND EQUIPMENT OPERATORS AND RELATED OCCUPATIONS (NOC 7)



- 9 – Telecommunications installation and repair workers


#### NATURAL AND APPLIED SCIENCES AND RELATED OCCUPATIONS (NOC 2)



- 4 – Web designers and developers
- 1 – Electrical and electronics engineering technologists and technicians

### OTHER ONLINE JOB POSTING DATA

#### POSTINGS BY EDUCATION/TRAINING



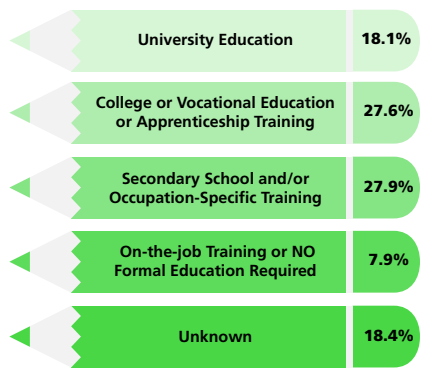
#### JOB POSTINGS BY MONTH

January	12	July	17
February	15	August	4
March	11	September	8
April	17	October	13
May	13	November	4
June	10	December	4



### OTHER ONLINE JOB POSTING DATA

#### POSTINGS BY EDUCATION/TRAINING



#### JOB POSTINGS BY MONTH

January	29	July	21
February	22	August	34
March	45	September	16
April	26	October	32
May	39	November	12
June	18	December	21

JOB POSTED BETWEEN JANUARY 1<sup>ST</sup> & DECEMBER 31<sup>ST</sup> 2017 WERE FULL-TIME



More information on this report and other resources are available at: [www.planningourworkforce.ca](http://www.planningourworkforce.ca)



This project is funded in part by the Government of Canada and the Government of Ontario

\*All data comes from Vicinityjobs.com and includes aggregated and validated local data from credible job posting sites such as: Service Canada's Job Bank, Monster, Workopolis, HRCareers, and others such as large local employers' websites. Vicinityjobs.com estimates that this sample represents between 50-55% of all local jobs postings (as many employers do not use web-based services to recruit).