

QUARTERLY ONLINE JOB VACANCIES REPORT*

July 1st 2018 – September 30th 2018

Greater Sudbury
Manitoulin District
Sudbury District



**Sudbury
& Manitoulin**

Workforce Planning
Planification en
main-d'oeuvre

This report was prepared by:
Workforce Planning for Sudbury & Manitoulin
for more information please contact us at:
705-675-5822 or go to our website at: www.planningourworkforce.ca

This project is funded in part by the Government of Canada and the Government of Ontario



**All data comes from Vicinityjobs.com and includes aggregated and validated local data from credible job posting sites such as: Service Canada's Job Bank, Monster, Workopolis, HRCareers, and others such as large local employers' websites. Vicinityjobs.com estimates that this sample represents between 50-55% of all local jobs postings (as many employers do not use web-based services to recruit).*

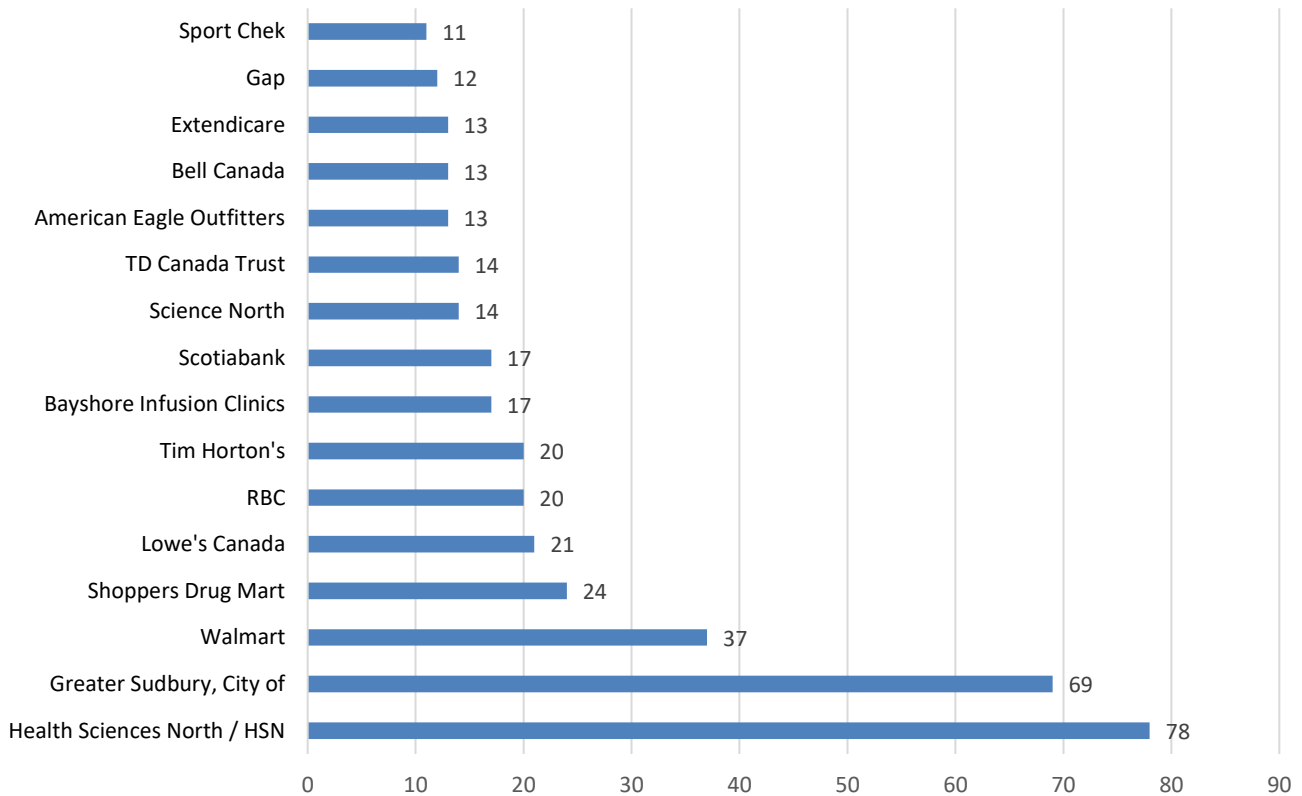
QUARTERLY ONLINE JOB VACANCIES REPORT

Greater Sudbury

July 1, 2018 – September 30, 2018

2654 TOTAL NUMBER OF ONLINE JOB POSTINGS

GREATER SUDBURY POSTINGS BY IDENTIFIED EMPLOYERS (10 OR MORE POSTINGS)



TOP 6 INDUSTRIES BY # OF JOB POSTINGS

(by NAICS - North American Industry Classification System* and includes businesses with 10+ job postings)

RETAIL TRADE (NAICS 44-45)

215 postings

Department stores (37)

Furniture stores (33)

Family clothing stores (26)

Pharmacies and drug stores (24)

Shoe stores (14)

HEALTH CARE AND SOCIAL ASSISTANCE (NAICS 62)

122 postings

General (except paediatric) hospitals (84)

Home health care services (21)

Community care facilities for the elderly (13)

ACCOMMODATION & FOOD SERVICES (NAICS 72)

105 postings

Casino hotels (10)

PROFESSIONAL, SCIENTIFIC AND TECHNICAL SERVICES (NAICS 54)

88 postings

Engineering services (29)

Environmental consulting services (12)

MANUFACTURING (NAICS 31-33)

87 postings

FINANCE AND INSURANCE (NAICS 52)

87 postings

Corporate and institutional banking industry (40)

Personal and commercial banking industry (17)

10 OR MORE POSTINGS BY OCCUPATIONAL CATEGORIES

(by NOC – National Occupational Classification code)

SALES AND SERVICE OCCUPATIONS (NOC 6)

32.4% (861 postings)

Retail salespersons (153)

Sales and service (unidentified sub-category) 143

Other customer and information services representatives (75)

Cooks (54)

Sales and account representatives wholesale trade (non-technical) (46)

Food and beverage servers (37)

Light duty cleaners (35)

Food counter attendants, kitchen helpers, and related support occupations (34)

Financial sales representatives (30)

Hotel front desk clerks (29)

Cashiers (29)

Other sales related occupations (24)

Security guards and other related security service occupations (17)

Janitors, caretakers and building superintendents (16)

Retail sales supervisors (14)

Outdoor sport and recreational guides (11)

TRADES, TRANSPORT AND EQUIPMENT OPERATORS AND RELATED OCCUPATIONS (NOC 7)

12.9% (343 postings)

Trades, transport and equipment operators and related (unidentified sub-category) (54)

Transport truck driver (38)

Material handlers (34)

Automotive service technicians, truck and bus mechanics, and mechanical repairers (24)

Welders and related machine operators (23)

Delivery and courier service drivers (21)

Construction millwrights and mechanics (18)

Construction trades helpers and labourers (18)

Bus drivers, subway operators and other transit operators (12)

BUSINESS, FINANCE AND ADMINISTRATION OCCUPATIONS (NOC 1)

12.4% (328 postings)

Business, finance and administration (unidentified sub-category) (70)

Administrative assistants (38)

General office support workers (31)

Receptionists (29)

Administrative officers (26)

Accounting and related clerks (18)

Financial auditors and accountants (13)

Accounting technicians and bookkeepers (10)

OTHER/UNIDENTIFIED

10.2% (272 postings)

Other – Unknown job titles (147)

Other – Known job titles (125)

MANAGEMENT OCCUPATIONS (NOC 0)

9.0% (238 postings)

Management (unidentified sub-category) (82)

Retail and wholesale trade managers (64)

Corporate sales managers (23)

Other administrative services managers (12)

Restaurant and food service managers (10)

OCCUPATIONS IN EDUCATION, LAW, AND SOCIAL, COMMUNITY AND GOV'T SERVICES (NOC 4)

8.6% (227 postings)

Home support workers, housekeepers, and related occupations (47)

Early childhood educators and assistants (43)

Social and community service workers (30)

College and other vocational instructors (21)

University professors and lecturers (13)

Education, law and social, community and government services (unidentified sub-category) (10)

HEALTH OCCUPATIONS (NOC 3)

6.3% (168 postings)

Registered nurses and psychiatric nurses (38)

Licensed practical nurses (21)

Other assisting occupations in support of health services (20)

Health (unidentified sub-category) (17)

Physiotherapists (12)

NATURAL AND APPLIED SCIENCES AND RELATED OCCUPATIONS (NOC 2)

4.6% (121 postings)

Natural and applied sciences and related (unidentified sub-category) (18)

Computer programmers and interactive media developers (10)

OCCUPATIONS IN MANUFACTURING AND UTILITIES (NOC 9)

1.7% (44 postings)

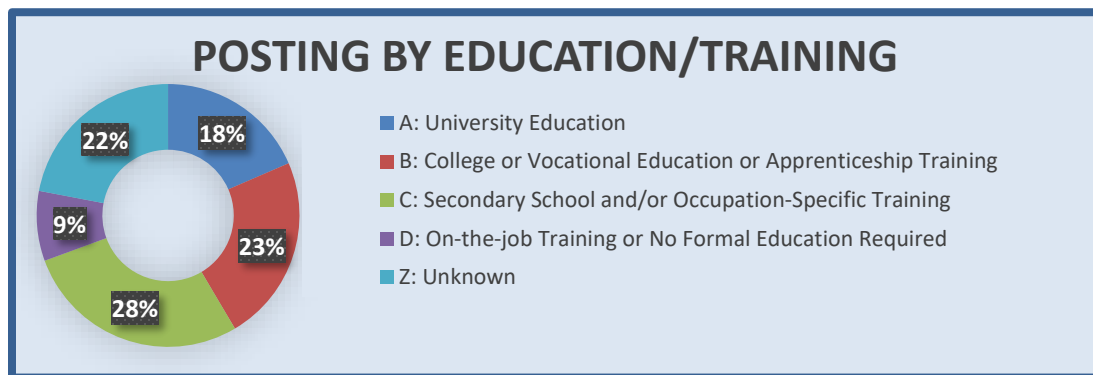
Other labourers in processing, manufacturing, and utilities (17)

OCCUPATIONS IN ART, CULTURE, RECREATION AND SPORT (NOC 5)

1.4% (38 postings)

Program leaders and instructors in recreation, sport and fitness (13)

OTHER ONLINE JOB POSTING DATA



During the same 3 months in 2017, 2185 jobs were posted; that is 469 less than during the same period this year
In this quarter:

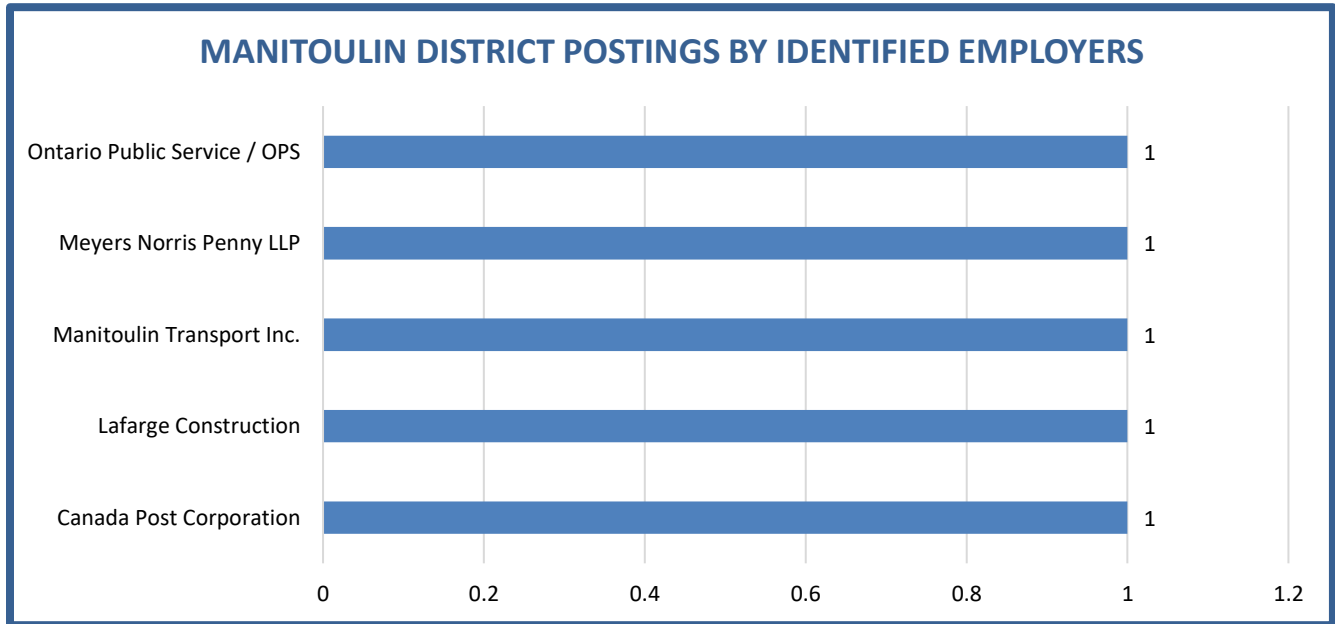
- 44.8% of the jobs were full-time
- 8.9% of the jobs were full-time or part-time
- 17.9% of the jobs were part-time
- 28.3% were unknown/not identified

QUARTERLY ONLINE JOB VACANCIES REPORT

Manitoulin District

July 1, 2018 – September 30, 2018

45 TOTAL NUMBER OF ONLINE JOB POSTINGS



TOP 3 INDUSTRIES BY NUMBER OF JOB POSTINGS

(by NAICS - North American Industry Classification System*)

TRANSPORTATION AND WAREHOUSING (NAICS 48-49)

2 postings

General freight trucking, long distance, less than truck-load (1)

Postal service (1)

CONSTRUCTION (NAICS 23)

1 posting

Highway, street and bridge construction (1)

PROFESSIONAL, SCIENTIFIC AND TECHNICAL SERVICES (NAICS 54)

1 posting

Offices of Accountants (1)

PUBLIC ADMINISTRATION (NAICS 91)

1 posting

Other provincial and territorial public administration (1)

POSTINGS BY OCCUPATIONAL CATEGORIES

(by NOC – National Occupational Classification code)

BUSINESS, FINANCE AND ADMINISTRATION OCCUPATIONS (1)

20% (9 postings)

OCCUPATIONS IN MANUFACTURING AND UTILITIES (9)

20% (9 postings)

HEALTH OCCUPATIONS (3)

17.8% (8 posting)

OTHER/UNIDENTIFIED

17.8% (8 posting)

OCCUPATIONS IN EDUCATION, LAW AND SOCIAL, COMMUNITY AND GOVERNMENT SERVICES (4)

11.1% (5 postings)

TRADES, TRANSPORT AND EQUIPMENT OPERATORS AND RELATED OCCUPATIONS (7)

6.7% (3 posting)

OCCUPATIONS IN ART, CULTURE, RECREATION AND SPORT (2)

4.4% (2 postings)

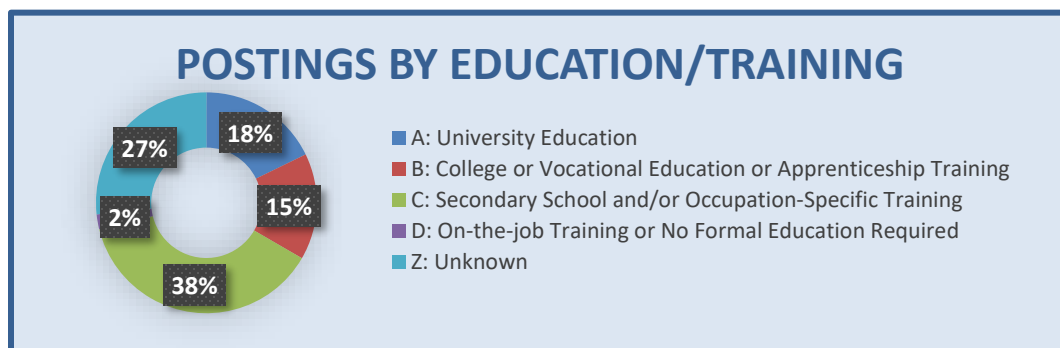
Management (unidentified sub-category) (3)

Facility operation and maintenance managers (1)

MANAGEMENT OCCUPATIONS

2.2% (1 posting)

OTHER ONLINE JOB POSTING DATA



During the same 3 months in 2017, 29 jobs were posted; that is 16 less than during the same period this year

In this quarter:

- 35.6% of the jobs were full-time
- 24.4% of the jobs were part-time
- 2.2% of the jobs were full-time or part-time
- 37.8% were unknown/not identified

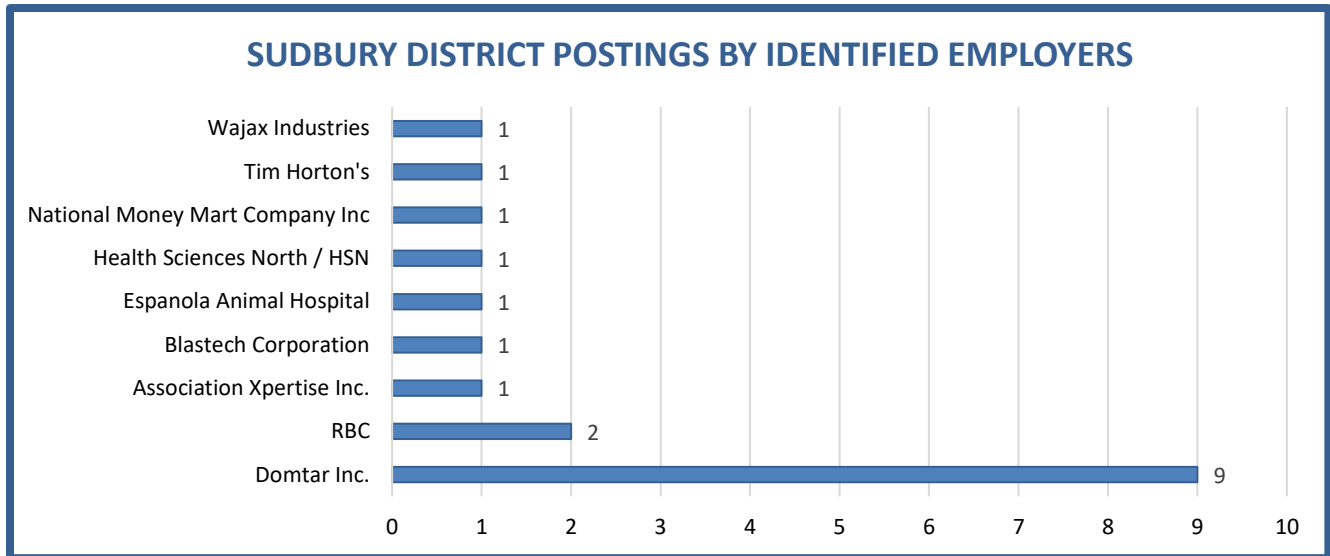
QUARTERLY ONLINE JOB VACANCIES REPORT

Sudbury District

July 1, 2018 – September 30, 2018

82 TOTAL NUMBER OF ONLINE JOB POSTINGS

SUDBURY DISTRICT POSTINGS BY IDENTIFIED EMPLOYERS



TOP INDUSTRIES BY HIGHEST # OF JOB POSTINGS

(by NAICS - North American Industry Classification System*)

MANUFACTURING (NAICS 31-33)

10 postings

Paper (except newsprint) mills (9)

Coating, engraving, heat treating and allied activities (1)

EDUCATIONAL SERVICES (NAICS 61)

4 postings

Elementary and secondary schools (4)

CONSTRUCTION (NAICS 23)

3 postings

Plumbing, heating and air-conditioning contractors (3)

TRANSPORTATION AND WAREHOUSING (NAICS 48-49)

3 postings

FINANCE AND INSURANCE (NAICS 52)

3 postings

Corporate and institutional banking industry (2)

All other non-depository credit intermediation (1)

HEALTH CARE AND SOCIAL ASSISTANCE (NAICS 62)

2 posting

General (except Paediatric) Hospitals (2)

WHOLESALE TRADE (NAICS 54)

1 posting

Construction and forestry machinery, equipment and supplied wholesaler – distributors (1)

PROFESSIONAL, SCIENTIFIC, TECHNICAL (NAICS 54)

1 posting

Administrative management & general management consulting services (1)

ACCOMMODATION AND FOOD SERVICES (NAICS 72)

1 posting

POSTINGS BY OCCUPATIONAL CATEGORIES

(by NOC – National Occupational Classification code)

TRADES, TRANSPORT AND EQUIPMENT OPERATORS AND RELATED OCCUPATIONS (7)

25.6% (21 postings)

SALES AND SERVICE OCCUPATIONS (6)

19.5% (16 postings)

OCCUPATIONS IN EDUCATION, LAW AND SOCIAL, COMMUNITY AND GOVERNMENT SERVICES (4)

13.4% (11 postings)

BUSINESS, FINANCE AND ADMINISTRATION OCCUPATIONS (1)

12.2% (10 postings)

OTHER/UNIDENTIFIED

12.2% (10 postings)

MANAGEMENT OCCUPATIONS (0)

7.3% (6 postings)

NATURAL AND APPLIED SCIENCES AND RELATED OCCUPATIONS (2)

4.9% (4 postings)

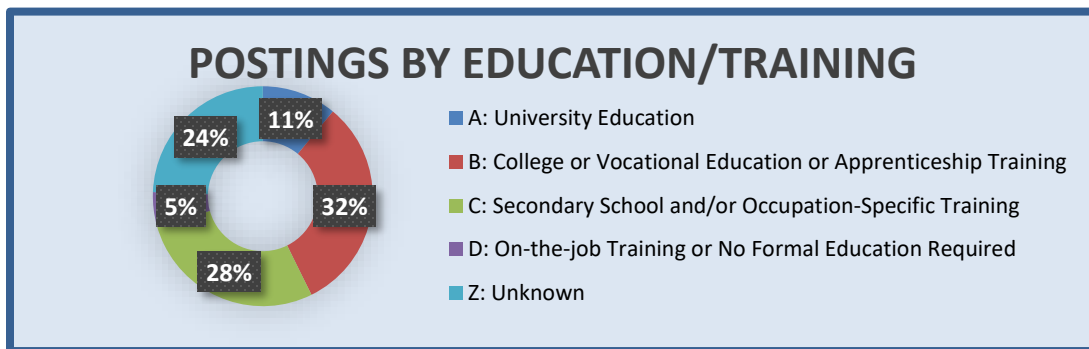
OCCUPATIONS IN MANUFACTURING AND UTILITIES (9)

3.7% (3 postings)

HEALTH OCCUPATIONS

1.2% (1 postings)

OTHER ONLINE JOB POSTING DATA



During the same 3 months in 2017, 71 jobs were posted; that is 11 less than during the same period this year in this quarter:

- 52.4% of the jobs were full-time
- 15.9% of the jobs were part-time
- 6.1% of the jobs were full-time or part-time
- 25.6% were unknown/not identified

.....
*link to Statistics Canada North American Industry Classification System (NAICS) Canada 2018 version:
<http://www23.statcan.gc.ca/imdb/p3VD.pl?Function=getVD&TVD=307532>