

# QUARTERLY ONLINE JOB VACANCIES REPORT\*

October 1<sup>st</sup> 2018 – December 31<sup>st</sup> 2018

Greater Sudbury  
Manitoulin District  
Sudbury District



**Sudbury  
& Manitoulin**

Workforce Planning  
Planification en  
main-d'oeuvre

*This report was prepared by:*  
**Workforce Planning for Sudbury & Manitoulin**  
*for more information please contact us at:*  
**705-675-5822 or go to our website at: [www.planningourworkforce.ca](http://www.planningourworkforce.ca)**

This project is funded in part by the Government of Canada and the Government of Ontario



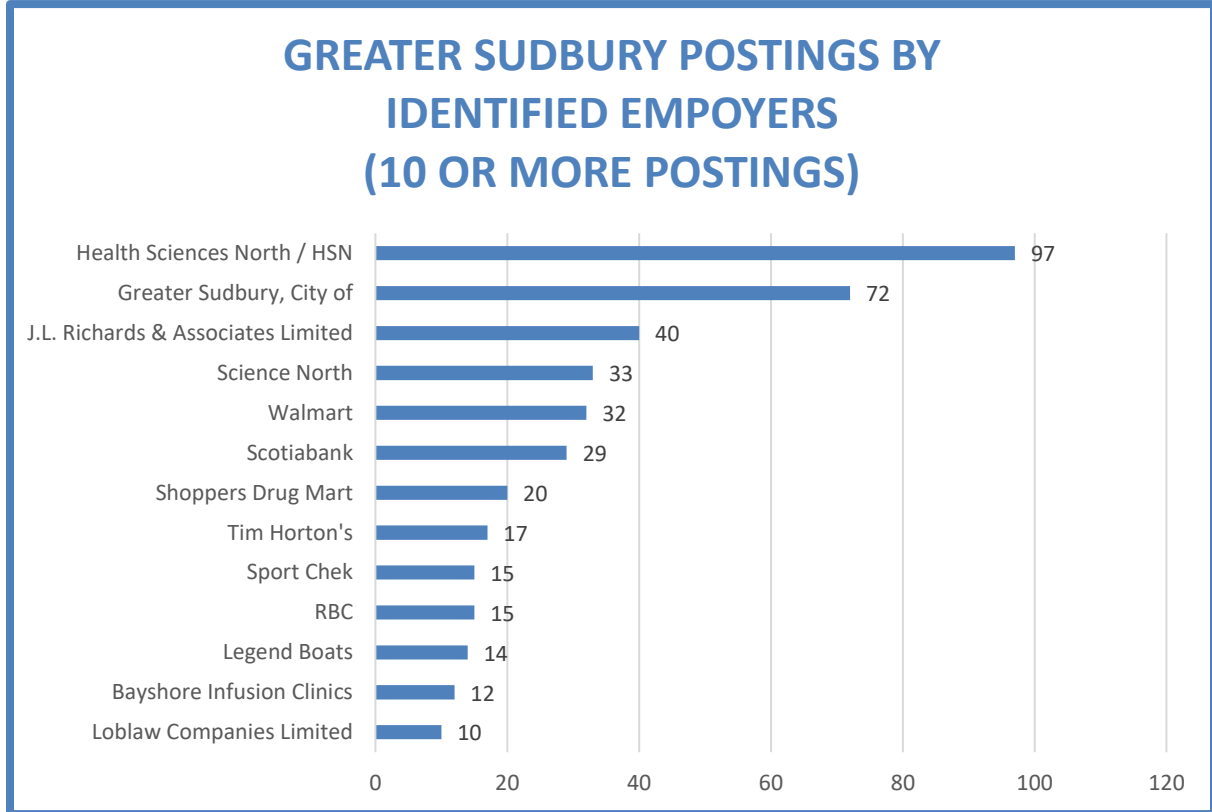
*\*All data comes from Vicinityjobs.com and includes aggregated and validated local data from credible job posting sites such as: Service Canada's Job Bank, Monster, Indeed, HRCareers, and others such as large local employers' websites. Vicinityjobs.com estimates that this sample represents between 50-55% of all local jobs postings (as many employers use other methods to recruit).*

# QUARTERLY ONLINE JOB VACANCIES REPORT

## Greater Sudbury

October 1, 2018 – December 31, 2018

### 2636 TOTAL NUMBER OF ONLINE JOB POSTINGS



### TOP 6 INDUSTRIES BY # OF JOB POSTINGS

(by NAICS - North American Industry Classification System\* and includes businesses with 10+ job postings)

#### RETAIL TRADE (NAICS 44-45)

**178 postings**

Department stores (32)

Pharmacies and drug stores (20)

Family clothing stores (19)

Furniture stores (12)

All other specialty food stores (10)

#### HEALTH CARE AND SOCIAL ASSISTANCE (NAICS 62)

**131 postings**

General (except paediatric) hospitals (104)

Home health care services (18)

#### PROFESSIONAL, SCIENTIFIC AND TECHNICAL SERVICES (NAICS 54)

**125 postings**

Environmental consulting services (51)

Engineering services (26)

Offices of accountants (11)

#### MANUFACTURING (NAICS 31-33)

**94 postings**

Boat building (14)

#### ACCOMMODATION & FOOD SERVICES (NAICS 72)

**92 postings**

Casino hotels (16)

#### FINANCE AND INSURANCE (NAICS 52)

**83 postings**

Personal and commercial banking industry (29)

Corporate and institutional banking industry (28)

Insurance agencies and brokerages (11)

## **10 OR MORE POSTINGS BY OCCUPATIONAL CATEGORIES**

(by NOC – National Occupational Classification code)

### **SALES AND SERVICE OCCUPATIONS (NOC 6)**

**28.5% (750 postings)**

- Sales and service (unidentified sub-category) (131)
  - Retail salespersons (114)
- Other customer and information services representatives (70)
  - Cooks (61)
- Sales and account representatives wholesale trade (non-technical) (49)
- Food counter attendants, kitchen helpers, and related support occupations (38)
  - Light duty cleaners (38)
  - Cashiers (33)
- Financial sales representatives (27)
  - Food and beverage servers (26)
- Security guards and other related security service occupations (24)
  - Other sales related occupations (21)
  - Retail and wholesale buyers (16)
  - Hotel front desk clerks (15)
- Janitors, caretakers and building superintendents (12)
  - Retail sales supervisors (11)

### **TRADES, TRANSPORT AND EQUIPMENT OPERATORS AND RELATED OCCUPATIONS (NOC 7)**

**14.9% (392 postings)**

- Transport truck driver (62)
- Trades, transport and equipment operators and related (unidentified sub-category) (57)
  - Material handlers (32)
- Automotive service technicians, truck and bus mechanics, and mechanical repairers (28)
  - Welders and related machine operators (24)
- Construction millwrights and industrial mechanics (24)
  - Delivery and courier service drivers (22)
  - Heavy-duty equipment mechanics (15)
  - Carpenters (12)
- Construction trades helpers and labourers (10)

### **BUSINESS, FINANCE AND ADMINISTRATION OCCUPATIONS (NOC 1)**

**13.2% (348 postings)**

- Business, finance and administration (unidentified sub-category) (59)
  - Receptionists (33)
  - Administrative assistants (31)
  - General office support workers (31)
  - Shippers and receivers (23)
  - Administrative officers (22)
- Financial auditors and accountants (21)
- Human resources and recruitment officers (16)
- Professional occupations in advertising, marketing and public relations (12)
  - Accounting technicians and bookkeepers (12)
  - Accounting and related clerks (11)

### **OTHER/UNIDENTIFIED**

**11.7% (309 postings)**

- Other – Unknown job titles (180)
- Other – Known job titles (129)

**MANAGEMENT OCCUPATIONS (NOC 0)**

**9.1% (241 postings)**

- Management (unidentified sub-category) (77)
- Retail and wholesale trade managers (72)
- Corporate sales managers (13)
- Other business services managers (11)

**OCCUPATIONS IN EDUCATION, LAW, AND SOCIAL, COMMUNITY AND GOV'T SERVICES (NOC 4)**

**7.4% (195 postings)**

- Home support workers, housekeepers, and related occupations (46)
- Early childhood educators and assistants (30)
- University professors and lecturers (23)
- College and other vocational instructors (16)
- Social and community service workers (16)
- Education, law and social, community and government services (unidentified sub-category) (11)

**NATURAL AND APPLIED SCIENCES AND RELATED OCCUPATIONS (NOC 2)**

**5.9% (155 postings)**

- Natural and applied sciences and related (unidentified sub-category) (28)
- Civil engineers (17)
- Mechanical engineers (13)
- Architects (11)

**HEALTH OCCUPATIONS (NOC 3)**

**5.7% (149 postings)**

- Registered nurses and registered psychiatric nurses (23)
- Other assisting occupations in support of health services (18)
- Health (unidentified sub-category) (14)
- Licensed practical nurses (14)
- Physiotherapists (12)
- Other medical technologists and technicians (except dental health) 10

**OCCUPATIONS IN MANUFACTURING AND UTILITIES (NOC 9)**

**1.7% (46 postings)**

- Other labourers in processing, manufacturing, and utilities (16)

**OCCUPATIONS IN ART, CULTURE, RECREATION AND SPORT (NOC 5)**

**1.1% (30 postings)**

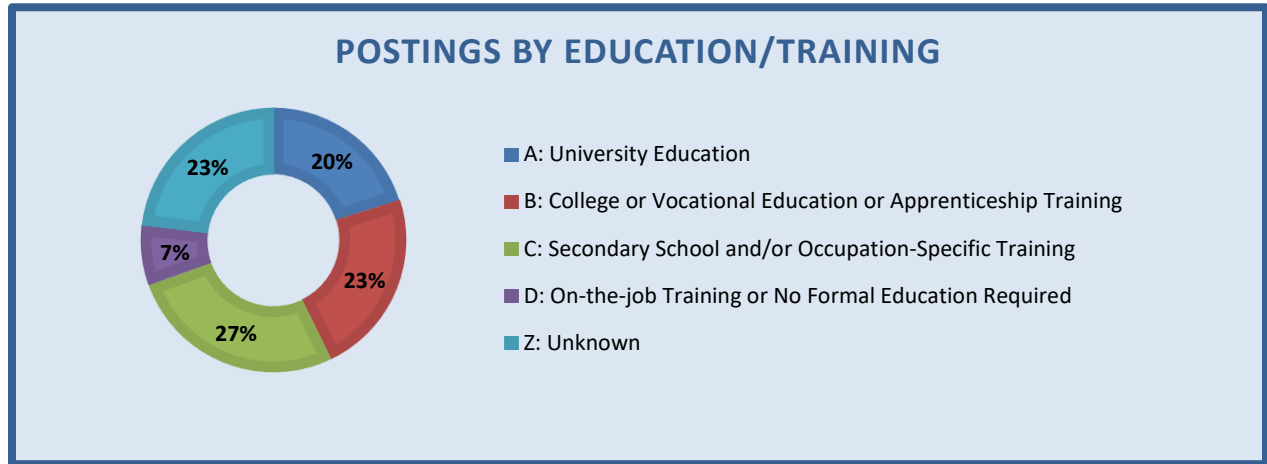
- Program leaders and instructors in recreation, sport and fitness (17)

**NATURAL RESOURCES, AGRICULTURE AND RELATED PRODUCTION OCCUPATIONS (NOC 8)**

**0.8% (21 postings)**

- Underground production and development miners (7)
- Underground mine service and support workers (5)

## OTHER ONLINE JOB POSTING DATA



There are **707** more jobs posted on line for this quarter than during the same period in 2017:

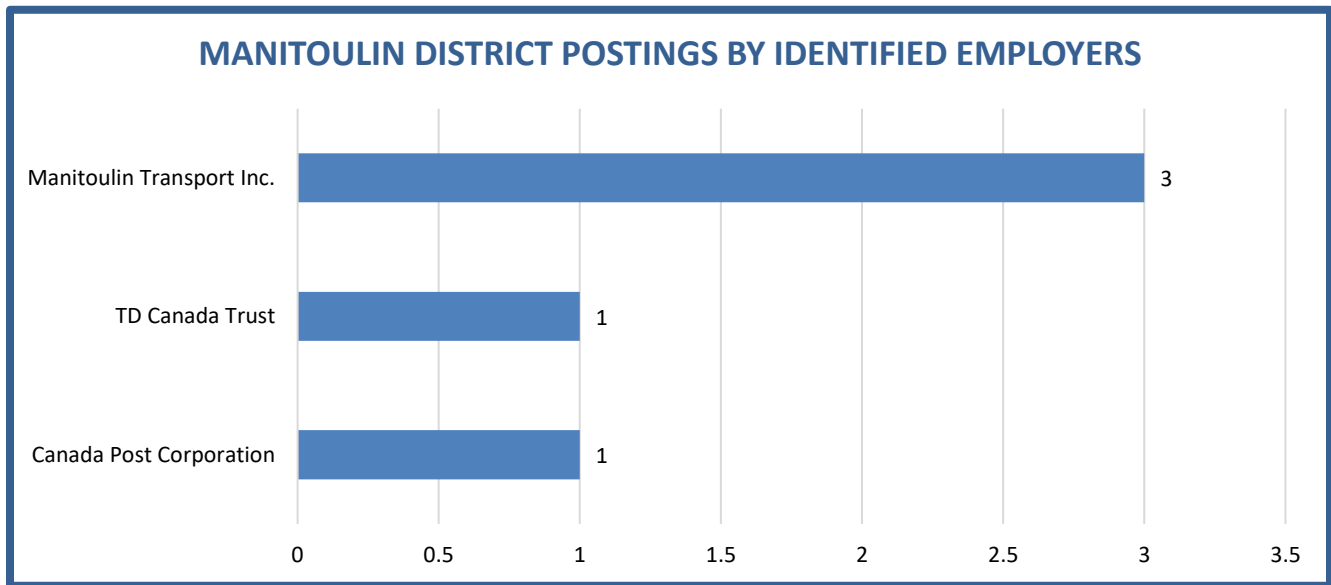
- 68.4% of the jobs were full-time (1804)
- 21.9% of the jobs were part-time (577)
- 6.6% of the jobs were full-time or part-time (173)
- 3.1% were unknown/not identified (82)

# QUARTERLY ONLINE JOB VACANCIES REPORT

## Manitoulin District

October 1, 2018 –December 31, 2018

### 40 TOTAL NUMBER OF ONLINE JOB POSTINGS



### TOP INDUSTRIES BY # OF JOB POSTINGS

(by NAICS - North American Industry Classification System\*)

#### TRANSPORTATION AND WAREHOUSING (NAICS 48-49)

**5 postings**

General freight trucking, long distance, less than truck-load (3)

Postal service (1)

#### FINANCE AND INSURANCE (NAICS 52)

**1 posting**

Corporate and institutional banking industry (1)

## **POSTINGS BY OCCUPATIONAL CATEGORIES**

(by NOC – National Occupational Classification code)

### **HEALTH OCCUPATIONS (NOC 3)**

**30.0% (12 postings)**

- Licensed practical nurses (6)
- Registered nurses and registered psychiatric nurses (2)
- Other technical occupations in therapy and assessment (2)
- Nurses aides, orderlies and patient service associates (2)

### **OCCUPATIONS IN EDUCATION, LAW AND SOCIAL, COMMUNITY AND GOVERNMENT SERVICES (NOC 4)**

**20.0% (8 postings)**

- Home support workers, housekeepers and related occupations (6)
- Family, marriage and other related counsellors (1)
- Early childhood educators and assistants (1)

### **BUSINESS, FINANCE AND ADMINISTRATION OCCUPATIONS (NOC 1)**

**15.0% (6 postings)**

- Receptionists (3)
- Business, finance and administration (unidentified sub-category) (1)
- Supervisors, mail and message distribution occupations (1)
- Accounting and related clerks (1)

### **OTHER/UNIDENTIFIED**

**15.0% (6 postings)**

- Other – Known job titles (4)
- Other – Unknown job titles (2)

### **MANAGEMENT OCCUPATIONS (NOC 0)**

**7.5 % (3 postings)**

- Management (unidentified sub-category) 1
- Banking, credit and other investment managers (1)
- Managers in transportation (1)

### **SALES AND SERVICE OCCUPATIONS (NOC 6)**

**5.0% (2 postings)**

- Security guards and related security service occupations (1)
- Other customer and information services representatives (1)

### **TRADES, TRANSPORT AND EQUIPMENT OPERATORS AND RELATED OCCUPATIONS (NOC 7)**

**5.0% (2 postings)**


- Material handlers (1)
- Transport truck drivers (1)

### **NATURAL AND APPLIED SCIENCES AND RELATED OCCUPATIONS (NOC 2)**

**2.5% (1 postings)**

- Computer network technicians (1)

## OTHER ONLINE JOB POSTING DATA



There are **19** more jobs posted on line for this quarter than during the same period in 2017:

- **62.5% of the jobs were full-time (25)**
- **37.5% of the jobs were part-time (15)**

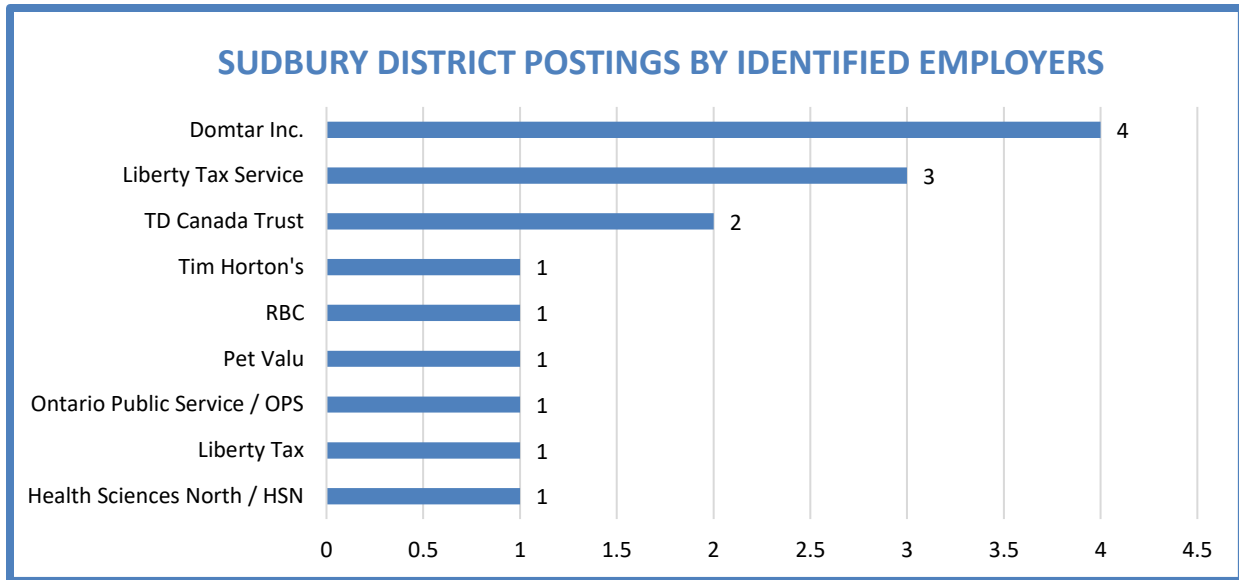


# QUARTERLY ONLINE JOB VACANCIES REPORT

## Sudbury District

October 1, 2018 – December 31, 2018

### 82 TOTAL NUMBER OF ONLINE JOB POSTINGS



### TOP INDUSTRIES BY HIGHEST # OF JOB POSTINGS

(by NAICS - North American Industry Classification System\*)

#### TRANSPORTATION AND WAREHOUSING (NAICS 48-49)

14 postings

#### MANUFACTURING (NAICS 31-33)

4 postings

Paper (except newsprint) mills (4)

#### PROFESSIONAL, SCIENTIFIC, TECHNICAL (NAICS 54)

4 postings

Tax preparation services (4)

#### CONSTRUCTION (NAICS 23)

3 postings

Plumbing, heating and air-conditioning contractors (3)

#### FINANCE AND INSURANCE (NAICS 52)

3 postings

Corporate and institutional banking industry (3)

#### ACCOMMODATION AND FOOD SERVICES (NAICS 72)

2 postings

#### RETAIL TRADE (NAICS 44-45)

1 posting

Pet and pet supplies stores (1)

#### HEALTH CARE AND SOCIAL ASSISTANCE (NAICS 62)

1 posting

General (except paediatric) hospitals (1)

#### PUBLIC ADMINISTRATION (NAICS 91)

1 posting

Other provincial and territorial public administration (1)

## **POSTINGS BY OCCUPATIONAL CATEGORIES**

(by NOC – National Occupational Classification code)

### **TRADES, TRANSPORT AND EQUIPMENT OPERATORS AND RELATED OCCUPATIONS (NOC 7)**

**26.8% (22 postings)**

- Transport truck drivers (14)
- Construction millwrights and industrial mechanics (3)
  - Plumbers (1)
  - Gas fitters (1)
- Automotive service technicians, truck and bus mechanics and mechanical repairers (1)
  - Material handlers (1)
- Bus drivers, subway operators and other transit operators (1)

### **SALES AND SERVICE OCCUPATIONS (NOC 6)**

**18.3% (15 postings)**

- Financial sales representatives (3)
- Retail and wholesale buyers (2)
- Food and beverage servers (2)
- Other customer and information services representatives (2)
  - Light duty cleaners (2)
- Sales and service (unidentified sub-category) (1)
  - Cooks (1)
- Sales and account representatives – wholesale trade (non-technical) (1)
  - Retail salespersons (1)

### **OTHER/UNIDENTIFIED**

**15.9% (13 postings)**

- Other – Known job titles (7)
- Other – Unknown job titles (6)

### **MANAGEMENT OCCUPATIONS (NOC 0)**

**13.4% (11 postings)**

- Corporate sales managers (5)
- Managers in customer and personal services, n.e.c. (2)
  - Banking, credit and other investment managers (1)
  - Retail and wholesale trade managers (1)
- Managers in transportation (1)

### **OCCUPATIONS IN EDUCATION, LAW AND SOCIAL, COMMUNITY AND GOVERNMENT SERVICES (NOC 4)**

**12.2% (10 postings)**

- Early childhood educators and assistants (5)
- Home support workers, housekeepers and related occupations (2)
- Education, law and social, community and government services (unidentified sub-category) (1)
  - Social workers (1)
- Family, marriage and other related counsellors (1)

### **HEALTH OCCUPATIONS (NOC 3)**

**4.9% (4 postings)**

- Dietitians and nutritionists (3)
- Audiologists and speech-language pathologists (1)

### **NATURAL AND APPLIED SCIENCES AND RELATED OCCUPATIONS (NOC 2)**

**3.7% (3 postings)**

- Natural and applied sciences and related (unidentified sub-category) (2)
- Agricultural and fish products inspectors (1)

### **BUSINESS, FINANCE AND ADMINISTRATION OCCUPATIONS (NOC 1)**

**2.4% (2 postings)**

- General office support workers (1)
- Accounting and related clerks (1)

**OCCUPATIONS IN ART, CULTURE, RECREATION AND SPORT (NOC 5)**

**1.2% (1posting)**

Program leaders and instructors in recreation, sport and fitness (1)

**OCCUPATIONS IN MANUFACTURING AND UTILITIES (NOC 9)**

**1.2% (1 posting)**

Power engineers and power systems operators (1)

**OTHER ONLINE JOB POSTING DATA**



There are **17** more jobs posted on line for this quarter than during the same period in 2017:

- 75.6% of the jobs were full-time (62)
- 17.1% of the jobs were part-time (14)
- 6.1% of the jobs were full-time or part-time (5)
- 1.2% were unknown/not identified (1)

.....

*\*link to Statistics Canada North American Industry Classification System (NAICS) Canada 2018 version:*  
<http://www23.statcan.gc.ca/imdb/p3VD.pl?Function=getVD&TVD=307532>