

QUARTERLY ONLINE JOB VACANCIES REPORT*

January 1st 2019 – March 31st 2019

Greater Sudbury
Manitoulin District
Sudbury District



**Sudbury
& Manitoulin**

Workforce Planning
Planification en
main-d'oeuvre

This report was prepared by:
Workforce Planning for Sudbury & Manitoulin
for more information please contact us at:
705-675-5822 or go to our website at: www.planningourworkforce.ca

This project is funded in part by the Government of Canada and the Government of Ontario



**All data comes from Vicinityjobs.com and includes aggregated and validated local data from credible job posting sites such as: Service Canada's Job Bank, Monster, Indeed, HRCareers, and others such as large local employers' websites. Vicinityjobs.com estimates that this sample represents between 50-55% of all local jobs postings (as many employers use other methods to recruit).*

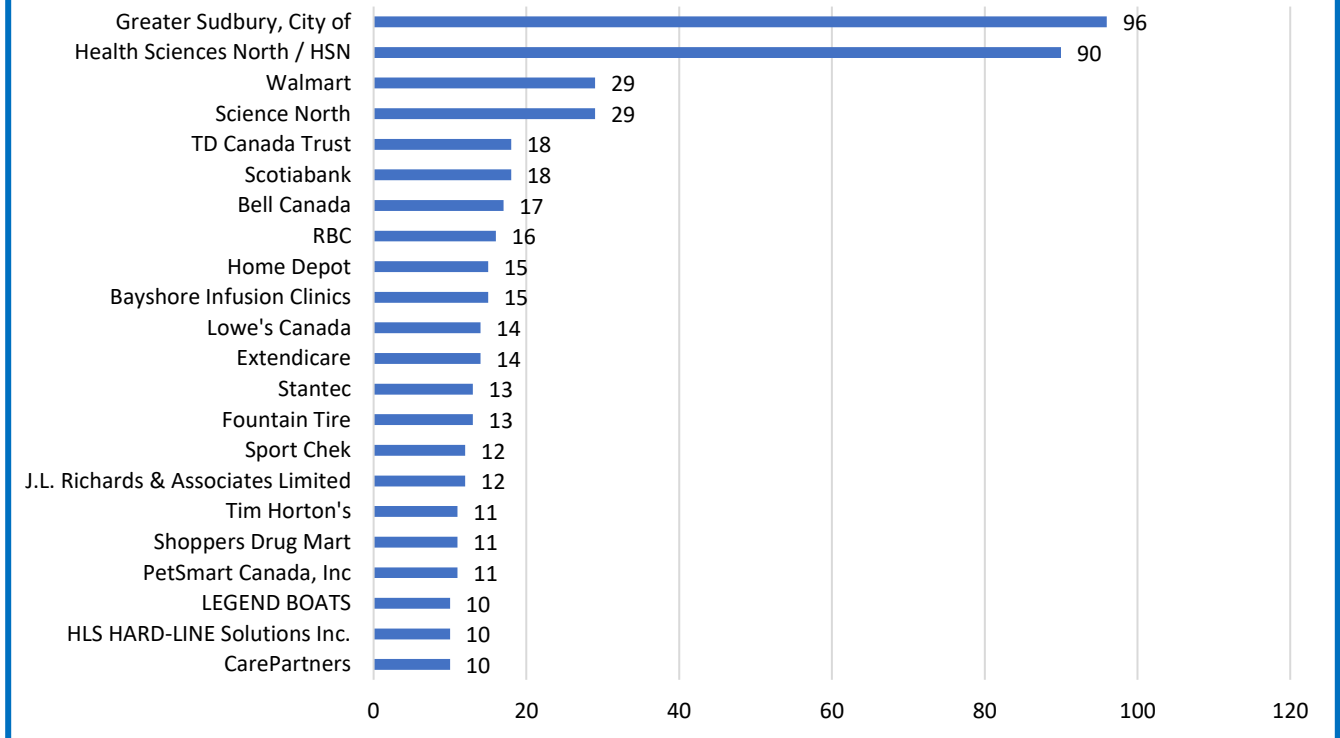
QUARTERLY ONLINE JOB VACANCIES REPORT

Greater Sudbury

January 1, 2019 – March 31, 2019

3250 TOTAL NUMBER OF ONLINE JOB POSTINGS

GREATER SUDBURY POSTINGS BY IDENTIFIED EMPLOYERS (10 OR MORE POSTINGS)



TOP 6 INDUSTRIES BY # OF JOB POSTINGS

(by NAICS - North American Industry Classification System* and includes businesses with 10+ job postings)

RETAIL TRADE (NAICS 44-45)

169 postings

Department stores (29)

Furniture stores (27)

Home centres (15)

Pharmacies and drug stores (11)

Pet supplies (11)

Shoe stores (10)

HEALTH CARE AND SOCIAL ASSISTANCE (NAICS 62)

145 postings

General (except paediatric) hospitals (92)

Home health care services (33)

Community care facilities for the elderly (14)

ACCOMMODATION & FOOD SERVICES (NAICS 72)

138 postings

Casino hotels (15)

PROFESSIONAL, SCIENTIFIC AND TECHNICAL SERVICES (NAICS 54)

109 postings

Environmental consulting services (31)

Engineering services (24)

Offices of accountants (15)

PUBLIC ADMINISTRATION (NAICS 91)

105 postings

Other local, municipal and regional public administration (96)

MANUFACTURING (NAICS 31-33)

88 postings

Tire manufacturing (13)

Navigational and guidance instruments manufacturing (10)

Boat building (10)

10 OR MORE POSTINGS BY OCCUPATIONAL CATEGORIES

(by NOC – National Occupational Classification code)

SALES AND SERVICE OCCUPATIONS (NOC 6)

28.5% (927 postings)

- Sales and service (unidentified sub-category) (136)
 - Retail salespersons (118)
- Other customer and information services representatives (92)
 - Cooks (78)
 - Light duty cleaners (63)
- Sales and account representatives wholesale trade (non-technical) (52)
- Food counter attendants, kitchen helpers, and related support occupations (40)
 - Cashiers (35)
- Other sales related occupations (30)
 - Food and beverage servers (27)
 - Hotel front desk clerks (25)
 - Bartenders (21)
- Security guards and other related security service occupations (21)
 - Bakers (18)
 - Retail sales supervisors (17)
- Technical sales specialists – wholesale trade (17)
 - Financial sales representatives (17)
 - Specialized cleaners (14)
- Janitors, caretakers and building superintendents (12)
 - Food service supervisors (11)
 - Chefs (11)
- Dry cleaning, laundry and related occupations (11)

TRADES, TRANSPORT AND EQUIPMENT OPERATORS AND RELATED OCCUPATIONS (NOC 7)

16.5% (537 postings)

- Trades, transport and equipment operators and related (unidentified sub-category) (108)
 - Delivery and courier service drivers (81)
 - Transport truck driver (63)
- Automotive service technicians, truck and bus mechanics, and mechanical repairers (55)
 - Material handlers (40)
 - Construction trades helpers and labourers (26)
 - Carpenters (15)
 - Construction millwrights and industrial mechanics (15)
 - Welders and related machine operators (11)
 - Other trades helpers and labourers (10)

BUSINESS, FINANCE AND ADMINISTRATION OCCUPATIONS (NOC 1)

11.8% (385 postings)

- Business, finance and administration (unidentified sub-category) (69)
 - Administrative assistants (49)
 - Receptionists (35)
 - General office support workers (20)
 - Accounting technicians and bookkeepers (19)
 - Shippers and receivers (19)
 - Financial auditors and accountants (18)
 - Administrative officers (17)
 - Dispatchers (17)
 - Accounting and related clerks (16)
- Professional occupations in advertising, marketing and public relations (14)

OTHER/UNIDENTIFIED

11.7% (381 postings)

Other – Unknown job titles (169)

Other – Known job titles (212)

MANAGEMENT OCCUPATIONS (NOC 0)

9.4% (305 postings)

Management (unidentified sub-category) (119)

Retail and wholesale trade managers (77)

Corporate sales managers (18)

Other administrative service managers (15)

Other business services managers (15)

Financial managers (10)

OCCUPATIONS IN EDUCATION, LAW, AND SOCIAL, COMMUNITY AND GOV'T SERVICES (NOC 4)

6.8% (222 postings)

Home support workers, housekeepers, and related occupations (54)

Early childhood educators and assistants (40)

Social and community service workers (24)

Education, law and social, community and government services (unidentified sub-category) (15)

Social workers (11)

University professors and lecturers (10)

Home child care providers (10)

HEALTH OCCUPATIONS (NOC 3)

5.8% (190 postings)

Registered nurses and registered psychiatric nurses (37)

Licensed practical nurses (27)

Other assisting occupations in support of health services (22)

Health (unidentified sub-category) (19)

Physiotherapists (15)

Medical stenographers (10)

NATURAL AND APPLIED SCIENCES AND RELATED OCCUPATIONS (NOC 2)

4.8% (156 postings)

Natural and applied sciences and related (unidentified sub-category) (29)

Civil engineers (14)

Mechanical engineers (13)

OCCUPATIONS IN MANUFACTURING AND UTILITIES (NOC 9)

2.2% (73 postings)

Other labourers in processing, manufacturing, and utilities (28)

OCCUPATIONS IN ART, CULTURE, RECREATION AND SPORT (NOC 5)

1.5% (50 postings)


Program leaders and instructors in recreation, sport and fitness (19)

NATURAL RESOURCES, AGRICULTURE AND RELATED PRODUCTION OCCUPATIONS (NOC 8)

0.7% (24 postings)

Landscaping and grounds maintenance labourers (13)

OTHER ONLINE JOB POSTING DATA



There are **800** more jobs posted on line for this quarter than during the same period in 2018:

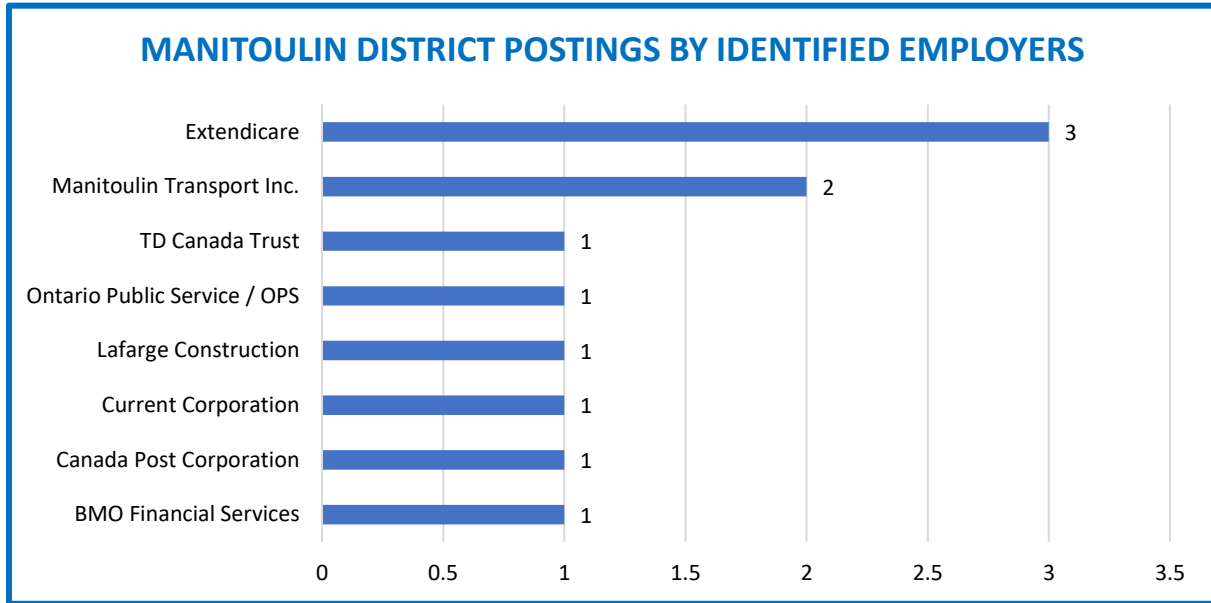
- 66.3% of the jobs were full-time (2154)
- 10.7% of the jobs were full-time or part-time (347)
- 20.0% of the jobs were part-time (651)
- 3.0% were unknown/not identified (98)

QUARTERLY ONLINE JOB VACANCIES REPORT

Manitoulin District

January 1, 2019 – March 31, 2019

46 TOTAL NUMBER OF ONLINE JOB POSTINGS



TOP INDUSTRIES BY # OF JOB POSTINGS

(by NAICS - North American Industry Classification System*)

TRANSPORTATION AND WAREHOUSING (NAICS 48-49)

4 postings

General freight trucking, long distance, less than truck-load (2)
Postal service (1)

HEALTH CARE AND SOCIAL ASSISTANCE (NAICS 62)

3 postings

Community care facilities for the elderly (3)

FINANCE AND INSURANCE (NAICS 52)

2 postings

Corporate and institutional banking industry (2)

CONSTRUCTION (NAICS 23)

1 posting

Highway, street and bridge construction (1)

MANUFACTURING (NAICS 31 - 33)

1 posting

Commercial and service industry machinery manufacturing (1)

PUBLIC ADMINISTRATION (NAICS 91)

1 posting

Other provincial and territorial public administration (1)

POSTINGS BY OCCUPATIONAL CATEGORIES

(by NOC – National Occupational Classification code)

OCCUPATIONS IN EDUCATION, LAW AND SOCIAL, COMMUNITY AND GOVERNMENT SERVICES (NOC 4)

21.7% (10 postings)

Home support workers, housekeepers and related occupations (8)

Social and community service workers (2)

MANAGEMENT OCCUPATIONS (NOC 0)

19.6 % (9 postings)

Financial managers (5)

Management (unidentified sub-category) (3)

Other administrative services managers (1)

SALES AND SERVICE OCCUPATIONS (NOC 6)

15.2% (7 postings)

Other customer and information services representatives (4)

Sales and service (unidentified sub-category) (1)

Retail and wholesale buyers (1)

Food service supervisors (1)

BUSINESS, FINANCE AND ADMINISTRATION OCCUPATIONS (NOC 1)

13.0% (6 postings)

Administrative assistants (3)

Business, finance and administration (unidentified sub-category) (1)

Accounting and related clerks (1)

Letter carriers (1)

HEALTH OCCUPATIONS (NOC 3)

10.9% (5 postings)

Licensed practical nurses (3)

Health (unidentified sub-category) (2)

TRADES, TRANSPORT AND EQUIPMENT OPERATORS AND RELATED OCCUPATIONS (NOC 7)

10.9% (5 postings)

Carpenters (1)

Material handlers (1)

Transport truck drivers (1)

Delivery and courier service drivers (1)

Heavy equipment operators (except crane) (1)

OTHER/UNIDENTIFIED

6.5% (3 postings)

Other – Known job titles (2)


Other – Unknown job titles (1)

OCCUPATIONS IN ART, CULTURE, RECREATION AND SPORT (NOC 5)

2.2% (1 posting)

Program leaders and instructors in recreation, sport and fitness (1)

OTHER ONLINE JOB POSTING DATA



There was **1** less job posted on line for this quarter than during the same period in 2018:

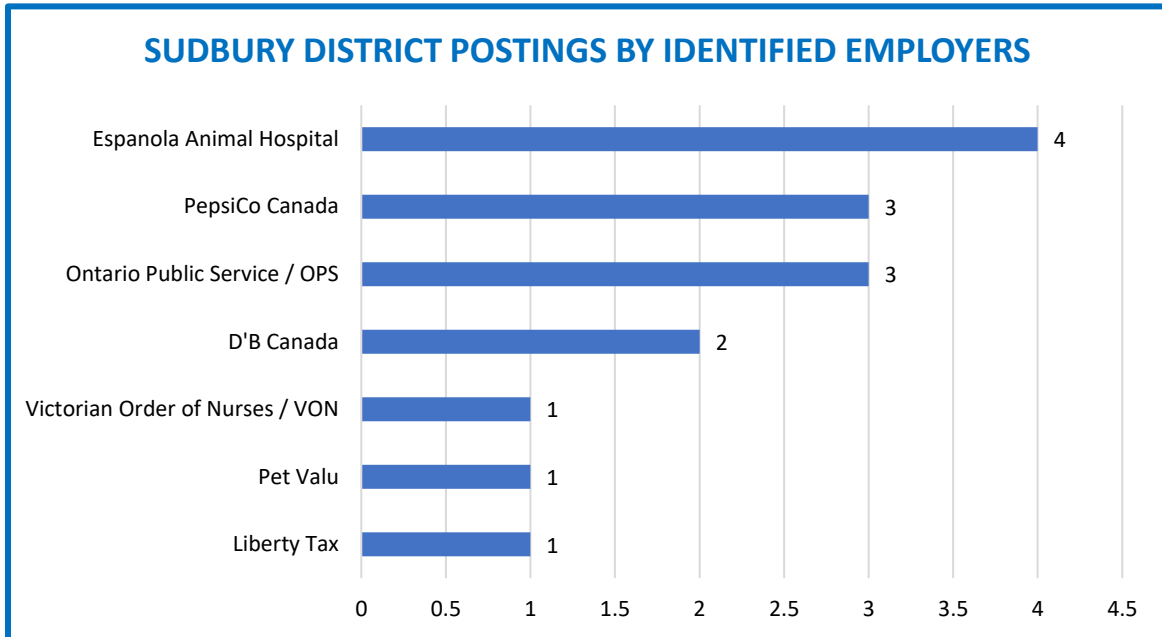
- 67.4% of the jobs were full-time (31)
- 28.3% of the jobs were part-time (13)
- 2.2% of the jobs were full time or part-time (1)
- 2.2% were unknown/not identified (1)

QUARTERLY ONLINE JOB VACANCIES REPORT

Sudbury District

January 1, 2019 – March 31, 2019

110 TOTAL NUMBER OF ONLINE JOB POSTINGS



TOP INDUSTRIES BY HIGHEST # OF JOB POSTINGS

(by NAICS - North American Industry Classification System*)

TRANSPORTATION AND WAREHOUSING (NAICS 48-49)

9 postings

HEALTH CARE AND SOCIAL ASSISTANCE (NAICS 62)

5 postings

General (except paediatric) hospitals (4)

Home health care services (1)

CONSTRUCTION (NAICS 23)

4 postings

Plumbing, heating and air-conditioning contractors (4)

MANUFACTURING (NAICS 31-33)

3 postings

Soft drink and ice manufacturing (3)

PUBLIC ADMINISTRATION (NAICS 91)

3 postings

Other provincial and territorial public administration (3)

ADMINISTRATIVE AND SUPPORT, WASTE MANAGEMENT AND REMEDIATION SERVICES (NAICS 56)

2 postings

Other business support servicesMEX (2)

RETAIL TRADE (NAICS 44-45)

1 posting

Pet and pet supplies stores (1)

PROFESSIONAL, SCIENTIFIC, TECHNICAL (NAICS 54)

1 posting

Tax preparation services (1)

POSTINGS BY OCCUPATIONAL CATEGORIES

(by NOC – National Occupational Classification code)

TRADES, TRANSPORT AND EQUIPMENT OPERATORS AND RELATED OCCUPATIONS (NOC 7)

44.5% (49 postings)

- Transport truck drivers (14)
- Delivery and courier service drivers (10)
- Heavy equipment operators (except crane) 9
- Public works maintenance equipment operators and related workers (5)
- Construction millwrights and industrial mechanics (3)
 - Plumbers (2)
 - Gas fitters (2)
- Roofers and shinglers (1)
- Contractors and supervisors, heavy equipment operator crews (1)
- Automotive service technicians, truck and bus mechanics and mechanical repairers (1)
 - Crane operators (1)

SALES AND SERVICE OCCUPATIONS (NOC 6)

20.9% (23 postings)

- Other customer and information services representatives (8)
- Sales and account representatives – wholesale trade (non-technical) (3)
 - Light duty cleaners (3)
- Sales and service (unidentified sub-category) (2)
 - Retail and wholesale buyers (2)
- Real estate agents and salespersons (1)
 - Cooks (1)
 - Retail salespersons (1)
 - Hotel front desk clerks (1)
- Pet groomers and animal care workers (1)

BUSINESS, FINANCE AND ADMINISTRATION OCCUPATIONS (NOC 1)

16.4% (18 postings)

- Administrative assistants (8)
- General office support workers (5)
- Business, finance and administration (unidentified sub-category) (1)
 - Executive assistants (1)
- Accounting technicians and bookkeepers (1)
 - Receptionists (1)
- Accounting and related clerks (1)

MANAGEMENT OCCUPATIONS (NOC 0)

4.5% (5 postings)

- Management (unidentified sub-category) (2)
- Managers in customer and personal services, n.e.c. (2)
- Library, archive, museum and art gallery managers (1)

HEALTH OCCUPATIONS (NOC 3)

4.5% (5 postings)

- Veterinarians (1)
- Dietitians and nutritionists (1)
- Audiologists and speech-language pathologists (1)
- Occupational therapists (1)
- Other assisting occupations in support of health services (1)

OTHER/UNIDENTIFIED

3.6% (4 postings)

- Other – Unknown job titles (4)

OCCUPATIONS IN EDUCATION, LAW AND SOCIAL, COMMUNITY AND GOVERNMENT SERVICES (NOC 4)

2.7% (3 postings)

Home support workers, housekeepers and related occupations (2)


Early childhood educators and assistants (1)

OCCUPATIONS IN MANUFACTURING AND UTILITIES (NOC 9)

2.7% (3 postings)

Power engineers and power systems operators (3)

OTHER ONLINE JOB POSTING DATA



There are **20** more jobs posted on line for this quarter than during the same period in 2018:

- 66.4% of the jobs were full-time (73)
- 16.4% of the jobs were part-time (18)
- 9.1% of the jobs were full-time or part-time (10)
- 8.2% were unknown/not identified (9)

**link to Statistics Canada North American Industry Classification System (NAICS) Canada 2017 version 3.0 modified 2018-08-29:
<http://www23.statcan.gc.ca/imdb/p3VD.pl?Function=getVD&TVD=1181553>*