

QUARTERLY ONLINE JOB VACANCIES REPORT*

April 1st 2019 – June 30th 2019

Greater Sudbury
Manitoulin District
Sudbury District



**Sudbury
& Manitoulin**

Workforce Planning
Planification en
main-d'oeuvre

*This report was prepared by:
Workforce Planning for Sudbury & Manitoulin
for more information please contact us at:
705-675-5822 or go to our website at: www.planningourworkforce.ca*

This project is funded in part by the Government of Canada and the Government of Ontario



**All data comes from Vicinityjobs.com and includes aggregated and validated local data from credible job posting sites such as: Service Canada's Job Bank, Monster, Indeed, HRCareers, and others such as large local employers' websites. Vicinityjobs.com estimates that this sample represents between 50-55% of all local jobs postings (as many employers use other methods to recruit).*

***link to Statistics Canada North American Industry Classification System (NAICS) Canada 2017 version 3.0 modified 2018-08-29: <http://www23.statcan.gc.ca/imdb/p3VD.pl?Function=getVD&TVD=1181553>*

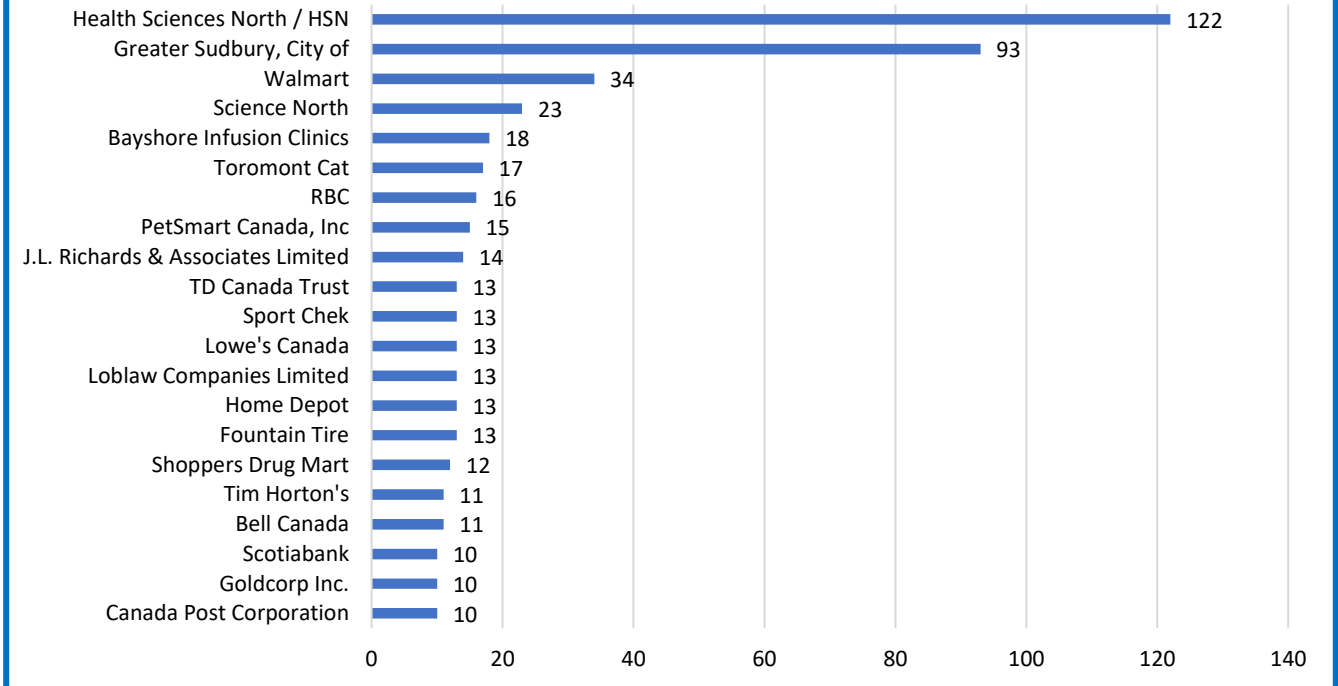
QUARTERLY ONLINE JOB VACANCIES REPORT

Greater Sudbury

April 1, 2019 – June 30, 2019

3863 TOTAL NUMBER OF ONLINE JOB POSTINGS

GREATER SUDBURY POSTINGS BY IDENTIFIED EMPLOYERS (10 OR MORE POSTINGS)



TOP 7 INDUSTRIES BY # OF JOB POSTINGS

(by NAICS - North American Industry Classification System* and includes businesses with 10+ job postings)

ACCOMMODATION & FOOD SERVICES (NAICS 72)

215 postings

Casino hotels (10)

RETAIL TRADE (NAICS 44-45)

198 postings

Department stores (34)

Furniture stores (19)

Pet and pet supplies stores (15)

Home centres (13)

All other specialty food stores (13)

Pharmacies and drug stores (12)

Family clothing stores (11)

HEALTH CARE AND SOCIAL ASSISTANCE (NAICS 62)

167 postings

General (except paediatric) hospitals (126)

Home health care services (32)

MANUFACTURING (NAICS 31-33)

108 postings

Tire manufacturing (13)

PUBLIC ADMINISTRATION (NAICS 91)

101 postings

Other local, municipal and regional public administration (93)

PROFESSIONAL, SCIENTIFIC AND TECHNICAL SERVICES (NAICS 54)

90 postings

Environmental consulting services (27)

Engineering services (24)

FINANCE AND INSURANCE (NAICS 52)

65 postings

Corporate and institutional banking industry (38)

Personal and commercial banking industry (10)

10 OR MORE POSTINGS BY OCCUPATIONAL CATEGORIES

(by NOC – National Occupational Classification code)

SALES AND SERVICE OCCUPATIONS (NOC 6)

29.7% (1149 postings)

Retail salespersons (188)

Sales and service (unidentified sub-category) (182)

Cooks (98)

Light duty cleaners (87)

Other customer and information services representatives (78)

Sales and account representatives wholesale trade (non-technical) (71)

Food counter attendants, kitchen helpers, and related support occupations (65)

Food and beverage servers (44)

Other sales related occupations (38)

Financial sales representatives (37)

Cashiers (36)

Hotel front desk clerks (34)

Specialized cleaners (32)

Retail sales supervisors (21)

Security guards and related security service occupations (17)

Janitors, caretakers and building superintendents (15)

Dry cleaning, laundry and related occupations (13)

Retail and wholesale buyers (12)

Food service supervisors (10)

TRADES, TRANSPORT AND EQUIPMENT OPERATORS AND RELATED OCCUPATIONS (NOC 7)

16.0% (617 postings)

Trades, transport and equipment operators and related (unidentified sub-category) (101)

Delivery and courier service drivers (97)

Material handlers (79)

Transport truck drivers (56)

Automotive service technicians, truck and bus mechanics, and mechanical repairers (38)

Construction trades helpers and labourers (37)

Carpenters (29)

Construction millwrights and industrial mechanics (18)

Other trades helpers and labourers (15)

Bus drivers, subway operators and other transit operators (14)

Welders and related machine operators (12)

Heavy-duty equipment mechanics (12)

Refrigeration and air conditioning mechanics (12)

OTHER/UNIDENTIFIED

14.0% (540 postings)

Other – Unknown job titles (278)

Other – Known job titles (262)

BUSINESS, FINANCE AND ADMINISTRATION OCCUPATIONS (NOC 1)

12.4% (480 postings)

Business, finance and administration (unidentified sub-category) (109)

Administrative assistants (57)

General office support workers (44)

Administrative officers (37)

Receptionists (35)

Shippers and receivers (22)

BUSINESS, FINANCE AND ADMINISTRATION OCCUPATIONS (NOC 1) – (CONTINUED)

Professional occupations in advertising, marketing and public relations (21)

Accounting and related clerks (14)

Financial auditors and accountants (12)

Accounting technicians and bookkeepers (11)

Survey interviewers and statistical clerks (11)

MANAGEMENT OCCUPATIONS (NOC 0)

8.8% (339 postings)

Management (unidentified sub-category) (131)

Retail and wholesale trade managers (79)

Corporate sales managers (23)

Managers in natural resources production and fishing (13)

Human resources managers (12)

Other administrative service managers (11)

Other business services managers (11)

HEALTH OCCUPATIONS (NOC 3)

5.4% (210 postings)

Health (unidentified sub-category) (32)

Registered nurses and registered psychiatric nurses (28)

Licensed practical nurses (25)

Other assisting occupations in support of health services (18)

Physiotherapists (17)

Occupational therapists (12)

Other medical technologists and technicians (except dental health) (12)

Pharmacists (10)

OCCUPATIONS IN EDUCATION, LAW, AND SOCIAL, COMMUNITY AND GOV'T SERVICES (NOC 4)

5.1% (198 postings)

College and other vocational instructors (49)

Home support workers, housekeepers, and related occupations (34)

Early childhood educators and assistants (23)

University professors and lecturers (17)

Social and community service workers (16)

NATURAL AND APPLIED SCIENCES AND RELATED OCCUPATIONS (NOC 2)

3.9% (149 postings)

Natural and applied sciences and related (unidentified sub-category) (38)

Civil engineers (10)

OCCUPATIONS IN MANUFACTURING AND UTILITIES (NOC 9)

2.8% (109 postings)

Other labourers in processing, manufacturing, and utilities (49)

Furniture and fixture assemblers and inspectors (17)

Industrial sewing machine operators (10)

OCCUPATIONS IN ART, CULTURE, RECREATION AND SPORT (NOC 5)

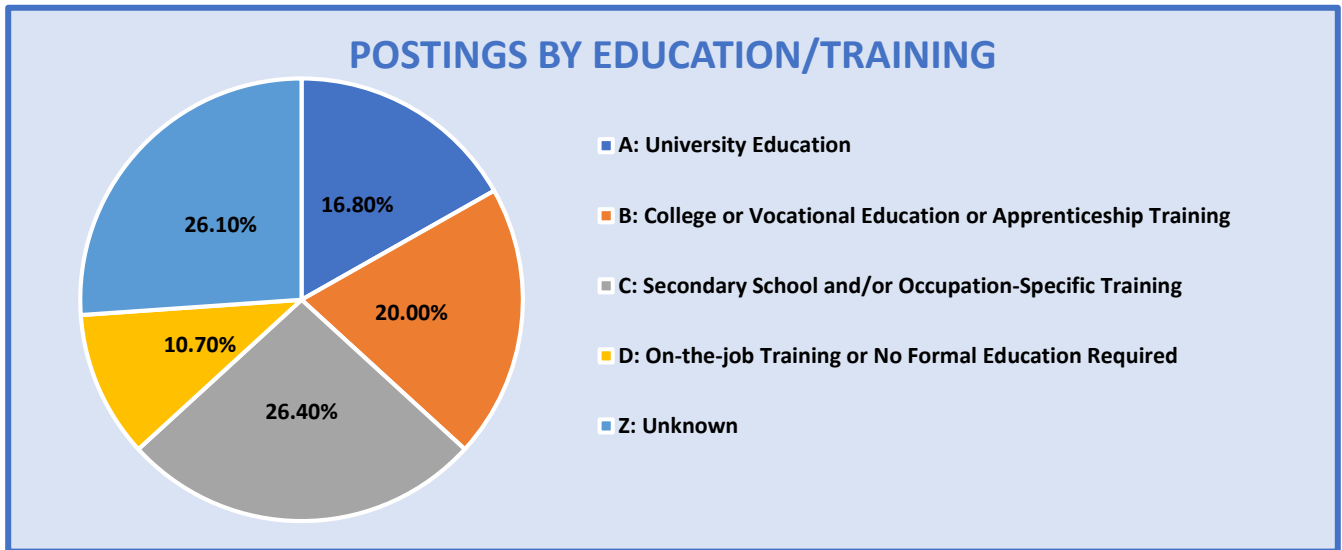
1.2% (47 postings)

Program leaders and instructors in recreation, sport and fitness (20)

NATURAL RESOURCES, AGRICULTURE AND RELATED PRODUCTION OCCUPATIONS (NOC 8)

0.6% (25 postings)

OTHER ONLINE JOB POSTING DATA



There are **1004** more jobs posted online for this quarter than during the same period in 2018:

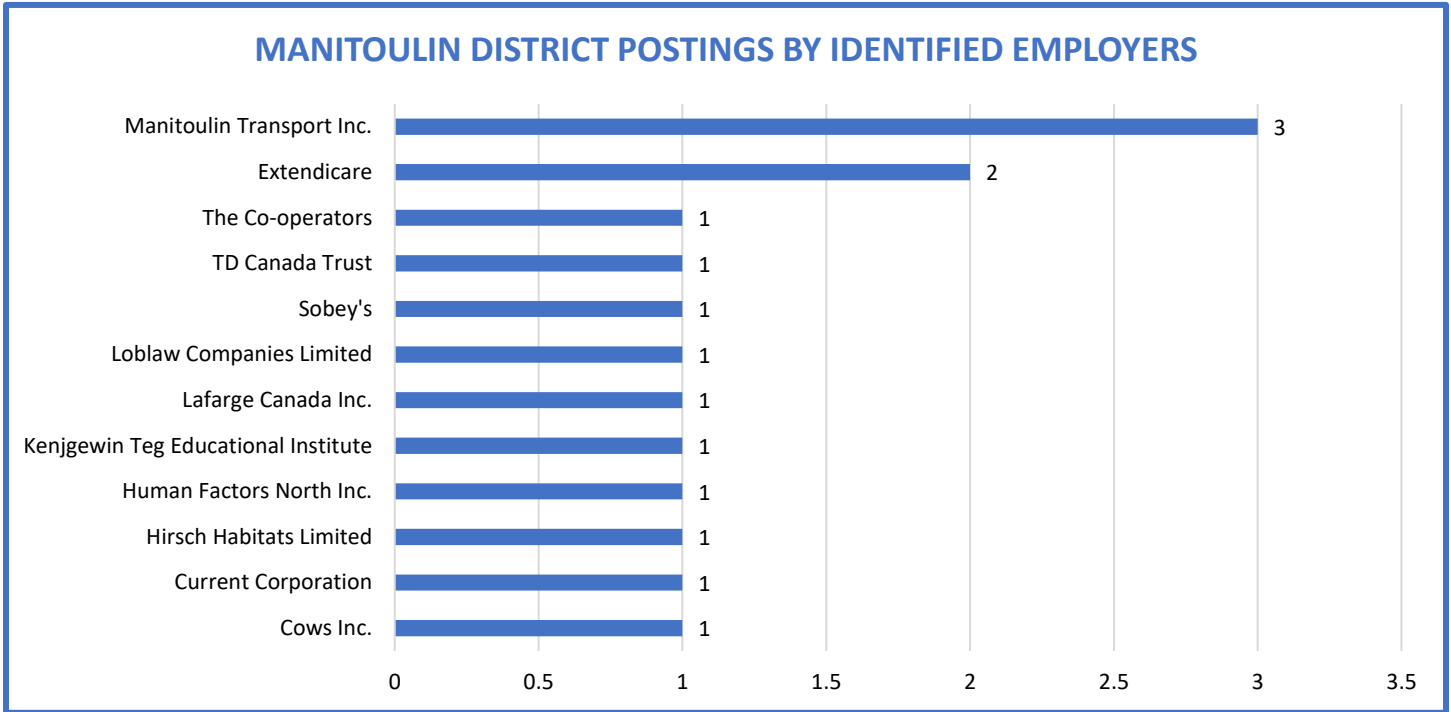
- 64.3% of the jobs were full-time (2483)
- 21.4% of the jobs were part-time (828)
- 9.4% of the jobs were full-time or part-time (365)
- 4.8% were unknown/not identified (187)

QUARTERLY ONLINE JOB VACANCIES REPORT

Manitoulin District

April 1, 2019 – June 30, 2019

175 TOTAL NUMBER OF ONLINE JOB POSTINGS



TOP INDUSTRIES BY # OF JOB POSTINGS

(by NAICS - North American Industry Classification System*)

TRANSPORTATION AND WAREHOUSING (NAICS 48-49)

5 postings

General freight trucking, long distance, less than truck-load (3)

MANUFACTURING (NAICS 31 - 33)

3 postings

Other printing (1)

Cement manufacturing (1)

Commercial and service industry machinery manufacturing (1)

RETAIL TRADE (NAICS 44-45)

2 postings

Supermarkets and other grocery (except convenience) stores (1)

All other specialty food stores (1)

FINANCE AND INSURANCE (NAICS 52)

2 postings

Corporate and institutional banking industry (1)

Direct group life, health and medical insurance carriers (1)

PROFESSIONAL, SCIENTIFIC AND TECHNICAL SERVICES

(NAICS 54)

2 postings

Other scientific and technical consulting services (1)

HEALTH CARE AND SOCIAL ASSISTANCE (NAICS 62)

2 postings

Community care facilities for the elderly (2)

REAL ESTATE AND RENTAL AND LEASING (NAICS 53)

1 posting

Lessors of residential buildings and dwellings (except social housing projects) (1)

POSTINGS BY OCCUPATIONAL CATEGORIES

(by NOC – National Occupational Classification code)

OTHER/UNIDENTIFIED

28.0% (49 postings)

Other – Known job titles (19)

Other – Unknown job titles (30)

SALES AND SERVICE OCCUPATIONS (NOC 6)

20.0% (35 postings)

Sales and service (unidentified sub-category) (10)

Store shelf stockers, clerks and order fillers (6)

Retail and wholesale buyers (4)

Cooks (3)

Janitors, caretakers and building superintendents (3)

Food counter attendants, kitchen helpers and related support occupations (2)

Bartenders (1)

Ground and water transport ticket agents, cargo service representatives and related clerks (1)

Outdoor sport and recreational guides (1)

Other customer and information services representatives (1)

Service station attendants (1)

Other sales related occupations (1)

Light duty cleaners (1)

OCCUPATIONS IN EDUCATION, LAW AND SOCIAL, COMMUNITY AND GOVERNMENT SERVICES (NOC 4)

17.7% (31 postings)

Early childhood educators and assistants (12)

Home support workers, housekeepers and related occupations (7)

Elementary school and kindergarten teachers (2)

Family, marriage and other related counsellors (2)

Education, law and social, community and government services (unidentified sub-category) (1)

University professors and lecturers (1)

College and other vocational instructors (1)

Teachers (1)

Probation and parole officers and related occupations (1)

Business development officers and marketing researchers and consultants (1)

Recreation, sports and fitness policy researchers, consultants and program officers (1)

Social and community service workers (1)

BUSINESS, FINANCE AND ADMINISTRATION OCCUPATIONS (NOC 1)

12.6% (22 postings)

Business, finance and administration (unidentified sub-category) (4)

Accounting and related clerks (4)

Administrative officers (3)

Administrative assistants (3)

Human resources and recruitment officers (2)

General office support workers (2)

Financial and investment analysts (1)

Professional occupations in advertising, marketing and public relations (1)

Executive assistants (1)

Banking, insurance and other financial clerks (1)

MANAGEMENT OCCUPATIONS (NOC 0)

8.0 % (14 postings)

- Management (unidentified sub-category) (6)
- Managers in customer and personal services, n.e.c. (5)
- Senior managers – financial, communications and other business services (1)
- Other business services manager (1)
- Facility operation and maintenance managers (1)

HEALTH OCCUPATIONS (NOC 3)

7.4% (13 postings)

- Licensed practical nurses (4)
- Health (unidentified sub-category) (2)
- Registered nurses and registered psychiatric nurses (2)
- Medical radiation technologists (1)
- Medical sonographers (1)
- Dental hygienists and dental therapists (1)
- Other technical occupations in therapy and assessment (1)
- Dental assistants (1)

TRADES, TRANSPORT AND EQUIPMENT OPERATORS AND RELATED OCCUPATIONS (NOC 7)

4.6% (8 postings)

- Drillers and blasters – surface mining, quarrying and construction (5)
- Construction millwrights and industrial mechanics (1)
- Material handlers (1)
- Delivery and courier service drivers (1)

NATURAL AND APPLIED SCIENCES AND RELATED OCCUPATIONS (NOC 2)

1.1% (2 postings)

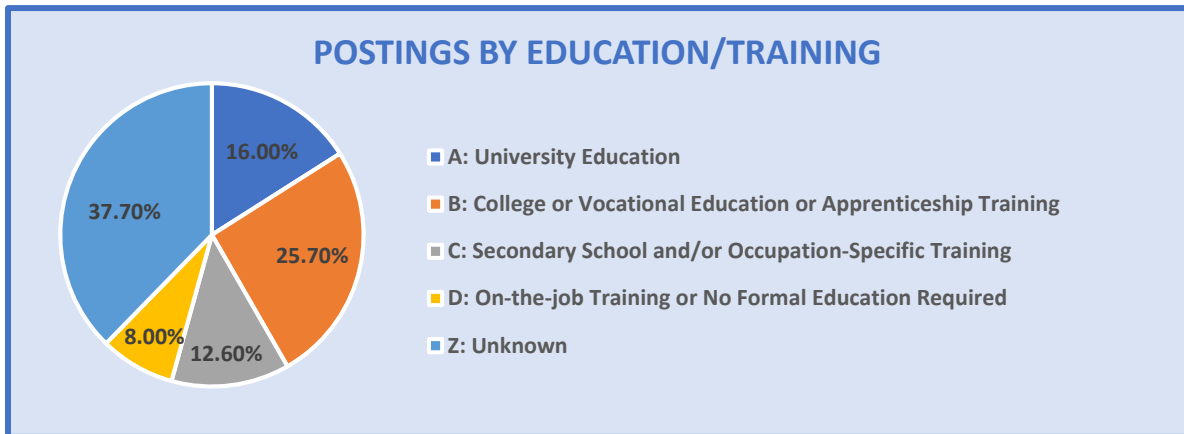
- Chemical technologists and technicians (2)

OCCUPATIONS IN MANUFACTURING AND UTILITIES (NOC 9)

0.6% (1 posting)

- Industrial sewing machine operators (1)

OTHER ONLINE JOB POSTING DATA



There are **114** more jobs posted online for this quarter than during the same period in 2018:

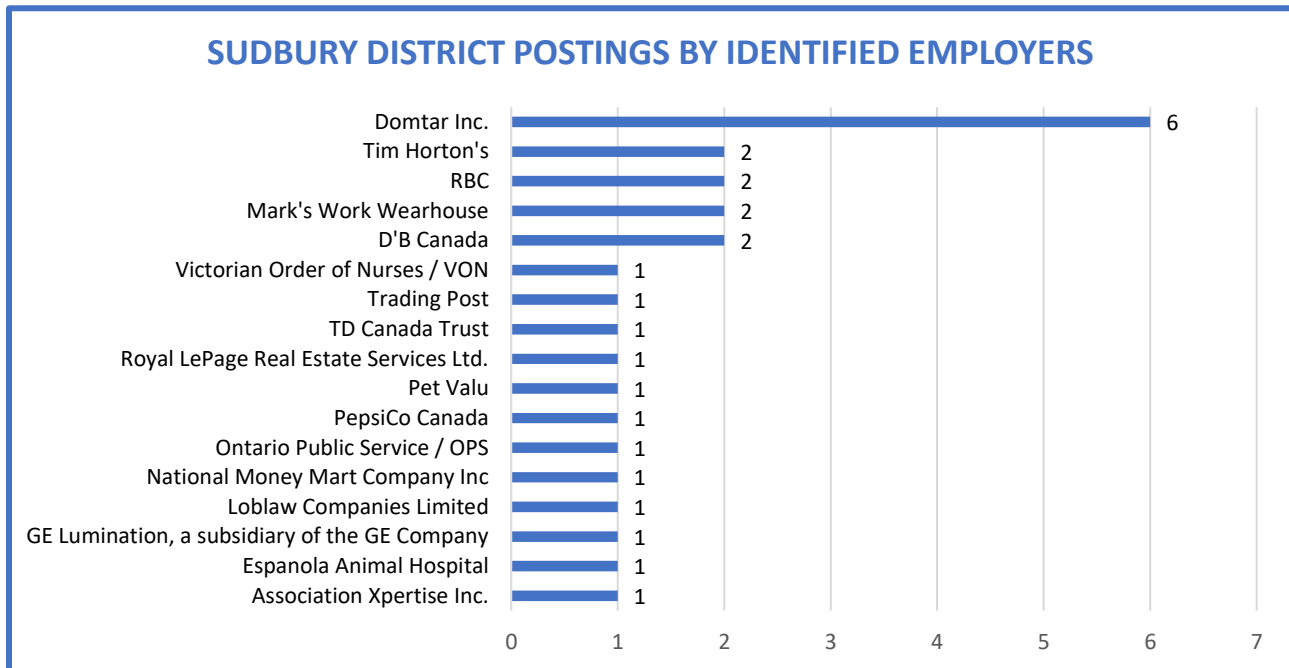
- 22.9% of the jobs were full-time (40)
- 8.0% of the jobs were part-time (14)
- 62.9% of the jobs were full time or part-time (110)
- 6.3% were unknown/not identified (11)

QUARTERLY ONLINE JOB VACANCIES REPORT

Sudbury District

April 1, 2019 – June 30, 2019

159 TOTAL NUMBER OF ONLINE JOB POSTINGS



TOP INDUSTRIES BY HIGHEST # OF JOB POSTINGS

(by NAICS - North American Industry Classification System*)

MANUFACTURING (NAICS 31-33)

8 postings

Paper (except newsprint) mills (6)

Soft drink and ice manufacturing (1)

Semiconductor and other electronic component manufacturingMEX (1)

CONSTRUCTION (NAICS 23)

6 postings

Plumbing, heating and air-conditioning contractors (6)

RETAIL TRADE (NAICS 44-45)

4 postings

Family clothing stores (2)

All other speciality food stores (1)

Pet and pet supplies stores (1)

FINANCE AND INSURANCE (NAICS 52)

4 postings

Corporate and institutional banking industry (3)

All other non-depository credit intermediation (1)

TRANSPORTATION AND WAREHOUSING (NAICS 48-49)

2 postings

ACCOMMODATION AND FOOD SERVICES (NAICS 72)

2 postings

ADMINISTRATIVE AND SUPPORT, WASTE MANAGEMENT AND REMEDIATION SERVICES (NAICS 56)

2 postings

Other business support servicesMEX (2)

HEALTH CARE AND SOCIAL ASSISTANCE (NAICS 62)

2 postings

Home health care services (1)

General (except paediatric) hospitals (1)

WHOLESALE TRADE (NAICS 41)

1 posting

Petroleum product agents and brokers (1)

REAL ESTATE AND RENTAL AND LEASING (NAICS 53)

1 posting

PROFESSIONAL, SCIENTIFIC, TECHNICAL (NAICS 54)

1 posting

Administrative management and general management consulting services (1)

PUBLIC ADMINISTRATION (NAICS 91)

1 posting

Other provincial and territorial public administration (1)

POSTINGS BY OCCUPATIONAL CATEGORIES

(by NOC – National Occupational Classification code)

SALES AND SERVICE OCCUPATIONS (NOC 6)

32.1% (51 postings)

- Cooks (15)
- Food and beverage servers (7)
- Bartenders (5)
- Service station attendants (5)
- Other customer and information services representatives (4)
 - Retail salespersons (3)
 - Financial sales representatives (2)
- Sales and service (unidentified sub-category) (1)
 - Retail sales supervisors (1)
 - Retail and wholesale buyers (1)
- Real estate agents and salespersons (1)
 - Cleaning supervisors (1)
 - Chefs (1)
- Sales and account representatives – wholesale trade (non-technical) (1)
 - Pet groomers and animal care workers (1)
 - Light duty cleaners (1)
 - Specialized cleaners (1)

TRADES, TRANSPORT AND EQUIPMENT OPERATORS AND RELATED OCCUPATIONS (NOC 7)

20.1% (32 postings)

- Trades, transport and equipment operators and related (unidentified sub-category) (10)
 - Delivery and courier service drivers (8)
 - Plumbers (3)
 - Construction millwrights and industrial mechanics (3)
 - Gas fitters (2)
 - Crane operators (2)
- Contractors and supervisors, heavy equipment operator crews (1)
 - Material handlers (1)
 - Transport truck drivers (1)
- Taxi and limousine drivers and chauffeurs (1)

OTHER/UNIDENTIFIED

12.0% (19 postings)

- Other – Known job titles (15)
- Other – Unknown job titles (4)

MANAGEMENT OCCUPATIONS (NOC 0)

8.8% (14 postings)

- Retail and wholesale trade managers (5)
- Management (unidentified sub-category) (4)
- Managers in customer and personal services, n.e.c. (2)
- Senior managers – financial, communications and other business services (1)
- Other administrative services managers (1)
- Architecture and science managers (1)

HEALTH OCCUPATIONS (NOC 3)

6.9% (11 postings)

- Other assisting occupations in support of health services (10)
- Dietitians and nutritionists (1)

NATURAL RESOURCES, AGRICULTURE AND RELATED PRODUCTION OCCUPATIONS (NOC 8)

6.3% (10 postings)

General farm workers (5)

Landscaping and grounds maintenance labourers (5)

OCCUPATIONS IN EDUCATION, LAW AND SOCIAL, COMMUNITY AND GOVERNMENT SERVICES (NOC 4)

5.7% (9 postings)

University professors and lecturers (2)

Early childhood educators and assistants (2)

Elementary and secondary school teacher assistants (2)

College and other vocational instructors (1)

Family, marriage and other related counsellors (1)

Home support workers, housekeepers and related occupations (1)

BUSINESS, FINANCE AND ADMINISTRATION OCCUPATIONS (NOC 1)

3.8% (6 postings)

Executive assistants (2)

Human resources professionals (1)

Receptionists (1)

Data entry clerks (1)

Dispatchers (1)

NATURAL AND APPLIED SCIENCES AND RELATED OCCUPATIONS (NOC 2)

3.1% (5 postings)

Civil engineering technologists and technicians (3)

Natural and applied sciences and related (unidentified sub-category) (2)

OCCUPATIONS IN MANUFACTURING AND UTILITIES (NOC 9)

1.3% (2 postings)

Power engineers and power systems operators (2)

OTHER ONLINE JOB POSTING DATA



There are 60 more jobs posted online for this quarter than during the same period in 2018:

- 65.4% of the jobs were full-time (104)
- 11.3% of the jobs were part-time (18)
- 14.5% of the jobs were full-time or part-time (23)
- 8.8% were unknown/not identified (14)

**link to Statistics Canada North American Industry Classification System (NAICS) Canada 2017 version 3.0 modified 2018-08-29:
<http://www23.statcan.gc.ca/imdb/p3VD.pl?Function=getVD&TVD=1181553>