

ANNUAL ONLINE JOB VACANCIES REPORT*

January 1st 2017 – December 31st 2017

Greater Sudbury
Manitoulin District
Sudbury District



*This report was prepared by:
Workforce Planning for Sudbury & Manitoulin
for more information please contact us at:
705-675-5822 or go to our website at: www.planningourworkforce.ca*

This project is funded in part by the Government of Canada and the Government of Ontario



**All data comes from Vicinityjobs.com and includes aggregated and validated local data from credible job posting sites such as: Service Canada's Job Bank, Monster, Workopolis, HRCareers, and others such as large local employers' websites. Vicinityjobs.com estimates that this sample represents between 50-55% of all local jobs postings (as many employers do not use web-based services to recruit).*

ANNUAL ONLINE JOB VACANCIES REPORT

Greater Sudbury

January 1st 2017 – December 31st 2017

8091 TOTAL NUMBER OF ONLINE JOB POSTINGS



INDUSTRIES BY # OF JOB POSTINGS

(by NAICS - North American Industry Classification System* and includes industries with 25+ job postings)

RETAIL TRADE (NAICS 44-45)

801 postings

Department Stores (169)
Furniture Stores (160)
All Other Specialty Food Stores (88)
Pharmacies and Drug Stores (69)
Children's and Infants; Clothing Stores (43)
Pet and Pet Supplies Stores (35)
Family Clothing Stores (31)
Home Centres (25)

HEALTH CARE AND SOCIAL ASSISTANCE (NAICS 62)

472 postings

General (except Paediatric) Hospitals (289)
Home Health Care Services (122)
Community Care Facilities for the Elderly (53)

ACCOMMODATION AND FOOD SERVICES (NAICS 72)

360 postings

PUBLIC ADMINISTRATION (NAICS 91)

299 postings

Other Local, Municipal and Regional Public Administration (229)
Other Provincial and Territorial Public Administration (68)

MANUFACTURING (NAICS 31-33)

296 postings

Mining and Oil and Gas Field Machinery Manufacturing MEX (35)

PROFESSIONAL, SCIENTIFIC AND TECHNICAL SERVICES (NAICS 54)

296 postings

Engineering Services (77)
Administrative Management and General Management Consulting Services (44)
Environmental Consulting Services (40)
All Other Professional, Scientific and Technical Services (29)
Other Scientific and Technical Consulting Services (26)

FINANCE AND INSURANCE (NAICS 52)

224 postings

Corporate and Institutional Banking Industry (90)
Insurance Agencies and Brokerages (54)
Personal and Commercial Banking Industry (48)

EDUCATIONAL SERVICES (NAICS 61)

126 postings

All Other Schools and Instruction (51)
Technical and Trade Schools (25)

REAL ESTATE AND RENTAL AND LEASING (NAICS 53)

96 postings

Construction, Transportation, Mining, and Forestry Machinery and Equipment Rental and Leasing (31)

WHOLESALE TRADE (NAICS 41)

65 postings

TRANSPORTATION AND WAREHOUSING (NAICS 61)

61 postings

INFORMATION AND CULTURAL INDUSTRIES (NAICS 51)

60 postings

CONSTRUCTION (NAICS 23)

59 postings

ADMINISTRATIVE AND SUPPORT, WASTE MANAGEMENT AND REMEDIATION SERVICES (NAICS 56)

38 postings

100 OR MORE POSTINGS BY OCCUPATIONAL CATEGORIES

(by NOC – National Occupational Classification code)

SALES AND SERVICE OCCUPATIONS (NOC 6)

30.4% (2460 postings)

- Retail salespersons (390)
- Other customer and information services representatives (275)
 - Sales and service (unidentified sub-category) (264)
 - Other sales related occupations (243)
- Sales and account representatives – wholesale trade (non-technical) (162)
 - Cooks (158)
- Food counter attendants, kitchen helpers and related support occupations (137)
 - Cashiers (107)
- Financial sales representatives (101)
 - Light duty cleaners (77)
- Food and beverage servers (68)
- Security guards and related security service occupations (57)
 - Hotel front desk clerks (44)
- Store shelf stockers, clerks and order filters (42)
- Janitors, caretakers and building superintendents (36)
 - Bakers (29)
- Retail and wholesale buyers (27)

OTHER/UNIDENTIFIED

15.7% (1270 postings)

- Other – Known Job Titles (723)
- Other – Unknown Job Titles (547)

TRADES, TRANSPORT AND EQUIPMENT OPERATORS AND RELATED OCCUPATIONS (NOC 7)

10.9% (880 postings)

- Transport truck drivers (100)
- Trades, transport and equipment operators and related (unidentified sub-category) (92)
- Automotive service technicians, truck and bus mechanics and mechanical repairers (91)
 - Construction millwrights and industrial mechanics (82)
 - Material handlers (57)
 - Welders and related mechanic operators (54)
 - Delivery and courier service drivers (48)
- Heavy equipment operators (except crane) (39)
 - Heavy-duty equipment mechanics (37)
- Construction trades helpers and labourers (26)

BUSINESS, FINANCE AND ADMINISTRATION OCCUPATIONS (NOC 1)

10.1% (814 postings)

- Administrative assistants (114)
- Business, finance and administration (unidentified sub-category) (86)
 - General office support workers (82)
 - Receptionist (65)
 - Administrative offices (57)
- Accounting and related clerks (47)
- Professional occupations in advertising, marketing and public relations (44)
 - Shippers and receivers (29)
- Financial auditors and accountants (26)

MANAGEMENT OCCUPATIONS (NOC 0)

9.2% (742 postings)

- Retail and wholesale trade managers (251)
- Management (unidentified sub-category) (144)
- Corporate sales managers (86)
- Restaurant and food service managers (34)
- Other business services managers (28)
- Other administrative services managers (27)
- Human resources managers (24)

OCCUPATIONS IN EDUCATION, LAW AND SOCIAL, COMMUNITY AND GOVERNMENT SERVICES (NOC 4)

8.6% (693 postings)

- Home support workers, housekeepers and related occupations (177)
- Early childhood educators and assistants (117)
- University professors and lecturers (103)
- Social and community service workers (63)
- College and other vocational instructors (38)

HEALTH OCCUPATIONS (NOC 3)

6.1% (496 postings)

- Registered nurses and registered psychiatric nurses (114)
- Other assisting occupations in support of health services (72)
- Licensed practical nurses (62)
- Pharmacists (36)
- Other technical occupations in therapy and assessment (23)

NATURAL AND APPLIED SCIENCES AND RELATED OCCUPATIONS (NOC 2)

5.9% (476 postings)

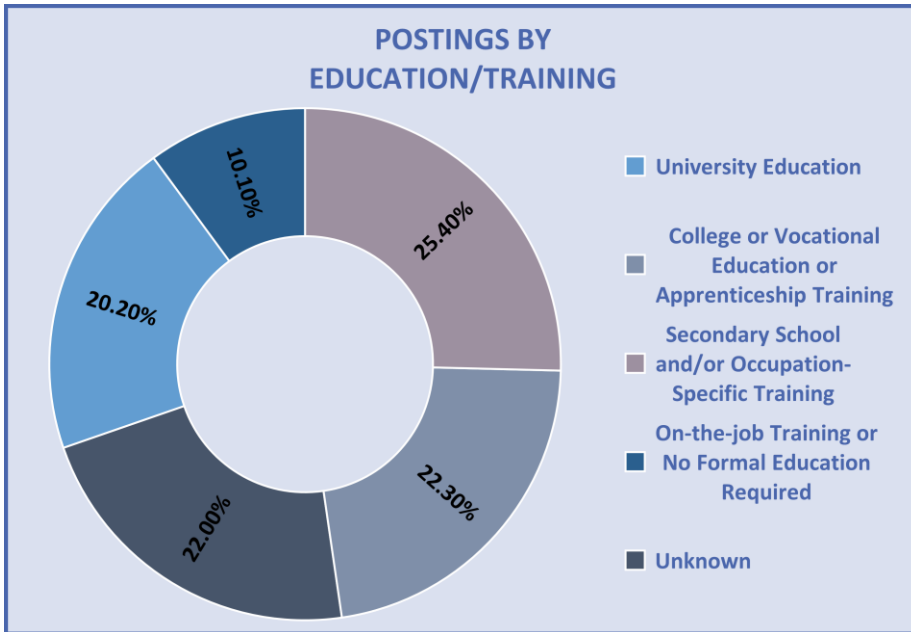
- Electrical and electronics engineers (43)
- Civil Engineers (31)
- Information systems analysts and consultants (31)
- Mechanical engineers (29)
- Computer programmers and interactive media developers (28)
- Drafting technologists and technicians (26)
- Natural and applied sciences and related (unidentified sub-category) (20)

OCCUPATIONS IN MANUFACTURING AND UTILITIES (NOC 9)

1.5% (125 postings)

- Other labourers in processing, manufacturing and utilities (45)

OTHER ONLINE JOB POSTING DATA



40.5% of the jobs posted between January 1st and December 31st 2017 were full-time

Total number of postings by month during 2017

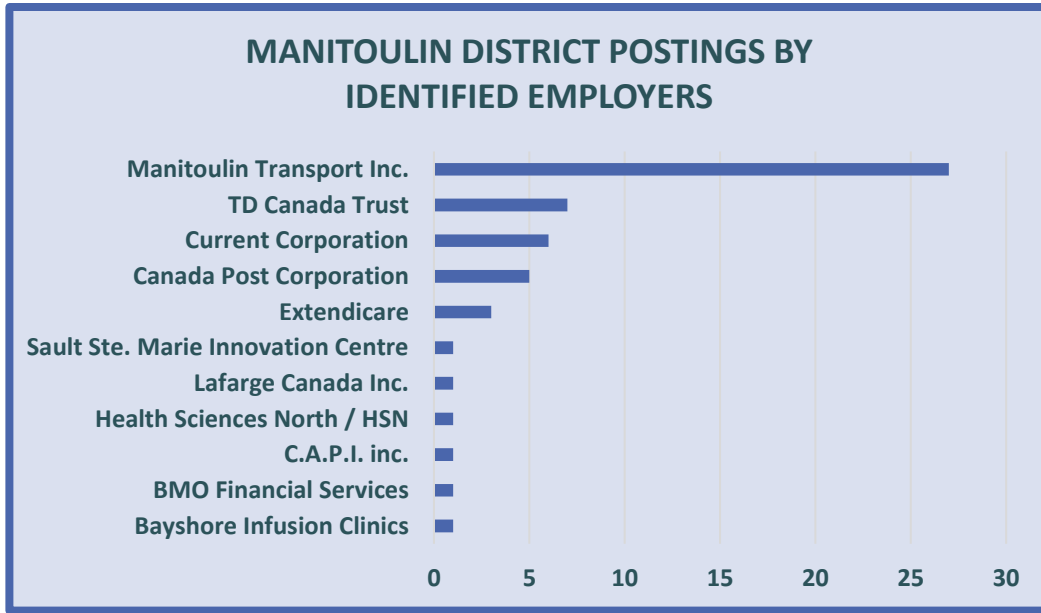
January 594	July 475
February 624	August 837
March 706	September 873
April 686	October 809
May 691	November 645
June 676	December 475

ANNUAL ONLINE JOB VACANCIES REPORT

Manitoulin District

January 1st 2017 – December 31st 2017

128 TOTAL NUMBER OF ONLINE JOB POSTINGS



TOP 6 INDUSTRIES BY # OF JOB POSTINGS

(by NAICS - North American Industry Classification System*)

TRANSPORTATION AND WAREHOUSING

(NAICS 48-49)

32 postings

General Freight Trucking, Long Distance, Less Than Truck-Load (27)
Postal Service (5)

FINANCE AND INSURANCE (NAICS 52)

8 postings

Corporate and Institutional Banking Industry (8)

MANUFACTURING (NAICS 31 – 33)

7 postings

Commercial and Service Industry Machinery Manufacturing (6)
Cement Manufacturing (1)

HEALTH CARE AND SOCIAL ASSISTANCE (NAICS 62)

5 postings

Community Care Facilities for the Elderly (3)
Home Health Care Services (1)
General (except Paediatric) Hospitals (1)

INFORMATION AND CULTURAL INDUSTRIES (NAICS 51)

1 posting

Data Processing, Hosting, and Related Services (1)

PROFESSIONAL, SCIENTIFIC AND TECHNICAL SERVICES (NAICS 54)

1 posting

Other Management Consulting Services (1)

POSTINGS BY OCCUPATIONAL CATEGORIES

(by NOC – National Occupational Classification code)

HEALTH OCCUPATIONS

21.9% (28 postings)

- Registered nurses and registered psychiatric nurses (8)
- Licensed practical nurses (7)
- Specialist physicians (4)
- Allied primary health practitioners (3)
- General practitioners and family physicians (2)
- Other technical occupations in therapy and assessment (2)
- Physiotherapists (1)
- Dental technologists, technicians and laboratory assistants (1)

OTHER/UNIDENTIFIED

21.1% (27 postings)

- Other – Known Job Titles (15)
- Other – Unknown Job Titles (12)

BUSINESS, FINANCE AND ADMINISTRATION

20.3% (26 postings)

- Accounting and related clerks (10)
- General office support workers (5)
- Financial auditors and accountants (4)
- Business, finance and administration (unidentified sub-category) (3)
- Receptionists (2)
- Letter carriers (1)
- Dispatchers (1)

SALES AND SERVICE OCCUPATIONS

11.7% (15 postings)

- Other customer and information services representatives (10)
- Financial sales representatives (2)
- Sales and service (unidentified sub-category) (1)
- Security guards and related security service occupations (1)
- Janitors, caretakers and building superintendents (1)

OCCUPATIONS IN EDUCATION, LAW AND SOCIAL, COMMUNITY AND GOVERNMENT SERVICES

10.2% (13 postings)

- Home support workers, housekeepers and related occupations (7)
- Social and community service workers (4)
- Natural and applied science policy researchers, consultants and program officers (2)

TRADES, TRANSPORT AND EQUIPMENT OPERATORS AND RELATED OCCUPATIONS

7.8% (10 postings)

- Telecommunications installation and repair workers (9)
- Gas fitters (1)

NATURAL AND APPLIED SCIENCES AND RELATED OCCUPATIONS

3.9% (5 postings)

- Web designers and developers (4)
- Electrical and electronics engineering technologists and technicians (1)

MANAGEMENT OCCUPATIONS

2.3% (3 postings)

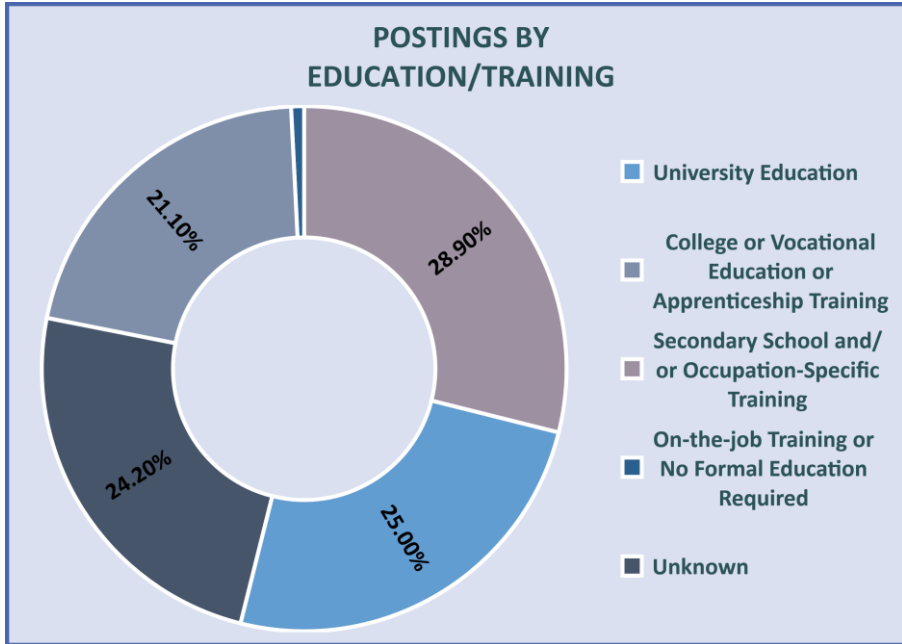
Management (unidentified sub-category) (3)

OCCUPATIONS IN ART, CULTURE, RECREATION AND SPORT

0.8% (1 posting)

Conservators and curators (1)

OTHER ONLINE JOB POSTING DATA



28.1% of the jobs posted between January 1st and December 31st 2017 were full-time

total number of job postings by month during 2017


January 12	July 17
February 15	August 4
March 11	September 8
April 17	October 13
May 13	November 4
June 10	December 4

ANNUAL ONLINE JOB VACANCIES REPORT

Sudbury District

January 1st 2017 – December 31st 2017

315 TOTAL NUMBER OF ONLINE JOB POSTINGS



TOP 5 INDUSTRIES BY HIGHEST # OF JOB POSTINGS

(by NAICS - North American Industry Classification System*)

MANUFACTURING (NAICS 31–33)

59 postings

Paper (except newsprint) Mills (52)
Agricultural Implement Manufacturing (5)
Wood Container and Pallet Manufacturing (1)
Explosives Manufacturing (1)

FINANCE AND INSURANCE (NAICS 52)

21 postings

Corporate and Institutional Banking Industry (14)
All other Non-Depository Credit Intermediation (4)

REAL ESTATE AND RENTAL AND LEASING (NAICS 53)

10 postings

ACCOMMODATION AND FOOD SERVICES (NAICS 72)

10 postings

Casino Hotels (3)

PROFESSIONAL, SCIENTIFIC AND TECHNICAL SERVICES (NAICS 54)

6 postings

Administrative Management and General Management
Consulting services (6)

POSTINGS BY OCCUPATIONAL CATEGORIES

(by NOC – National Occupational Classification code)

SALES AND SERVICE OCCUPATIONS

29.8% (94 postings)

- Other customer and information services representatives (21)
 - Financial sales representatives (10)
 - Other sales related occupations (9)
 - Food and beverage servers (8)
 - Specialized cleaners (8)
- Sales and account representatives – wholesale trade (non-technical) (7)
 - Cooks (5)
 - Retail salespersons (5)
 - Cashiers (5)
- Customer services representatives – financial institutions (4)
 - Real estate agents and salespersons (3)
 - Chefs (2)
 - Light duty cleaners (2)
- Sales and service (unidentified sub-category) (1)
 - Retail and wholesale buyers (1)
- Security guards and related security service occupations (1)
- Estheticians, electrologists and related occupations (1)
- Pet groomers and animal care workers (1)

TRADES, TRANSPORT AND EQUIPMENT OPERATORS AND RELATED OCCUPATIONS

16.5% (52 postings)

- Construction millwrights and industrial mechanics (10)
- Steamfitters, pipefitters and sprinkler system installers (7)
- Trades, transport and equipment operators and related (unidentified sub-category) (6)
 - Taxi and limousine drivers and chauffeurs (6)
 - Transport truck drivers (4)
- Telecommunications installation and repair workers (3)
 - Heavy-duty equipment mechanics (3)
- Automotive service technicians, truck and bus mechanics and mechanical repairers (2)
- Drillers and blasters – surface mining, quarrying and construction (2)
 - Delivery and courier service drivers (2)
 - Tool and die makers (1)
- Welders and related machine operators (1)
 - Carpenters (1)
- Railway carmen/women (1)
- Bus drivers, subway operators and other transit operators (1)
 - Heavy equipment operators (except crane) (1)
 - Public works and maintenance labourers (1)

OTHER/UNIDENTIFIED

13.3% (42 postings)

- Other – Known Job Titles (31)
- Other – Unknown Job Titles (11)

MANAGEMENT OCCUPATIONS

11.7% (37 postings)

- Management (unidentified sub-category) (9)
- Retail and wholesale trade managers (8)
- Managers in transportation (6)
- Facility operation and maintenance managers (4)

Other administrative services managers (2)
Other business services managers (2)
Restaurant and food service managers (2)
Purchasing managers (1)
Advertising, marketing and public relations managers (1)
Accommodation service managers (1)
Manufacturing managers (1)

NATURAL AND APPLIED SCIENCES AND RELATED OCCUPATIONS

7.3% (23 postings)

Natural and applied sciences and related (unidentified sub-category) (8)
Information systems analysts and consultants (4)
Drafting technologists and technicians (4)
Computer programmers and interactive media developers (2)
Mechanical engineers (1)
Software engineers and designers (1)
Agricultural and fish products inspectors (1)
Construction inspectors (1)
Engineer officers, water transport (1)

BUSINESS, FINANCE AND ADMINISTRATION OCCUPATIONS

6.3% (20 postings)

General office support workers (4)
Dispatchers (4)
Financial auditors and accountants (2)
Administrative officers (2)
Business, finance and administration (unidentified sub-category) (1)
Professional occupations in business management consulting (1)
Supervisors, supply chain, tracking and scheduling co-ordination occupations (1)
Executive assistants (1)
Purchasing agents and officers (1)
Administrative assistants (1)
Personnel clerks (1)
Purchasing and inventory control workers (1)

OCCUPATIONS IN EDUCATION, LAW AND SOCIAL, COMMUNITY AND GOVERNMENT SERVICES

5.7% (18 postings)

Early childhood educators and assistants (8)
Home support workers, housekeepers and related occupations (7)
Business development officers and marketing researchers and consultants (1)
Social and community service workers (1)
Non-commissioned ranks of the Canadian Forces (1)

HEALTH OCCUPATIONS

4.8% (15 postings)

Registered nurses and registered psychiatric nurses (8)
Licensed practical nurses (3)
Other assisting occupations in support of health services (3)
Other technical occupations in therapy and assessment (1)

NATURAL RESOURCES, AGRICULTURE AND RELATED PRODUCTION OCCUPATIONS

2.5% (8 posting)

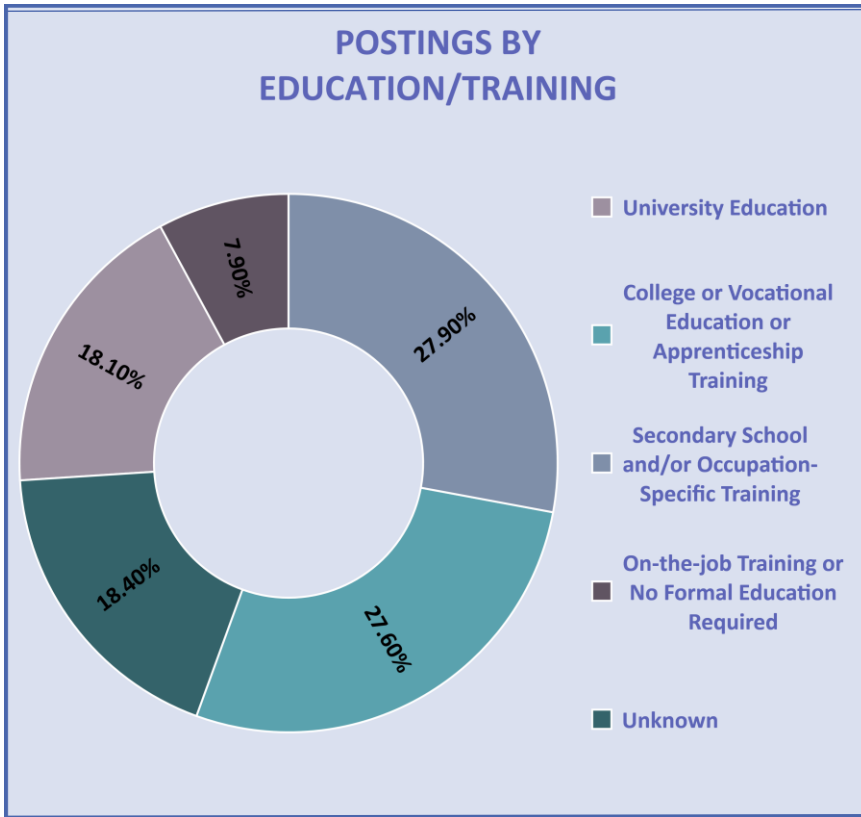
Underground mine service and support workers (3)
Nursery and greenhouse workers (3)
Logging machinery operators (2)

OCCUPATIONS IN MANUFACTURING AND UTILITIES

1.9% (6 postings)

Supervisors, forest products processing (5)
Power engineers and power systems operators (1)

OTHER ONLINE JOB POSTING DATA



36.5% of the jobs posted between January 1st and December 31st 2017 were full-time

total number of job postings by month during 2017

January 29	July 21
February 22	August 34
March 45	September 16
April 26	October 32
May 39	November 12
June 18	December 21