

QUARTERLY ONLINE JOB VACANCIES REPORT*

April 1st 2018 – June 30th 2018

Greater Sudbury
Manitoulin District
Sudbury District



**Sudbury
& Manitoulin**

Workforce Planning
Planification en
main-d'oeuvre

*This report was prepared by:
Workforce Planning for Sudbury & Manitoulin
for more information please contact us at:
705-675-5822 or go to our website at: www.planningourworkforce.ca*

This project is funded in part by the Government of Canada and the Government of Ontario



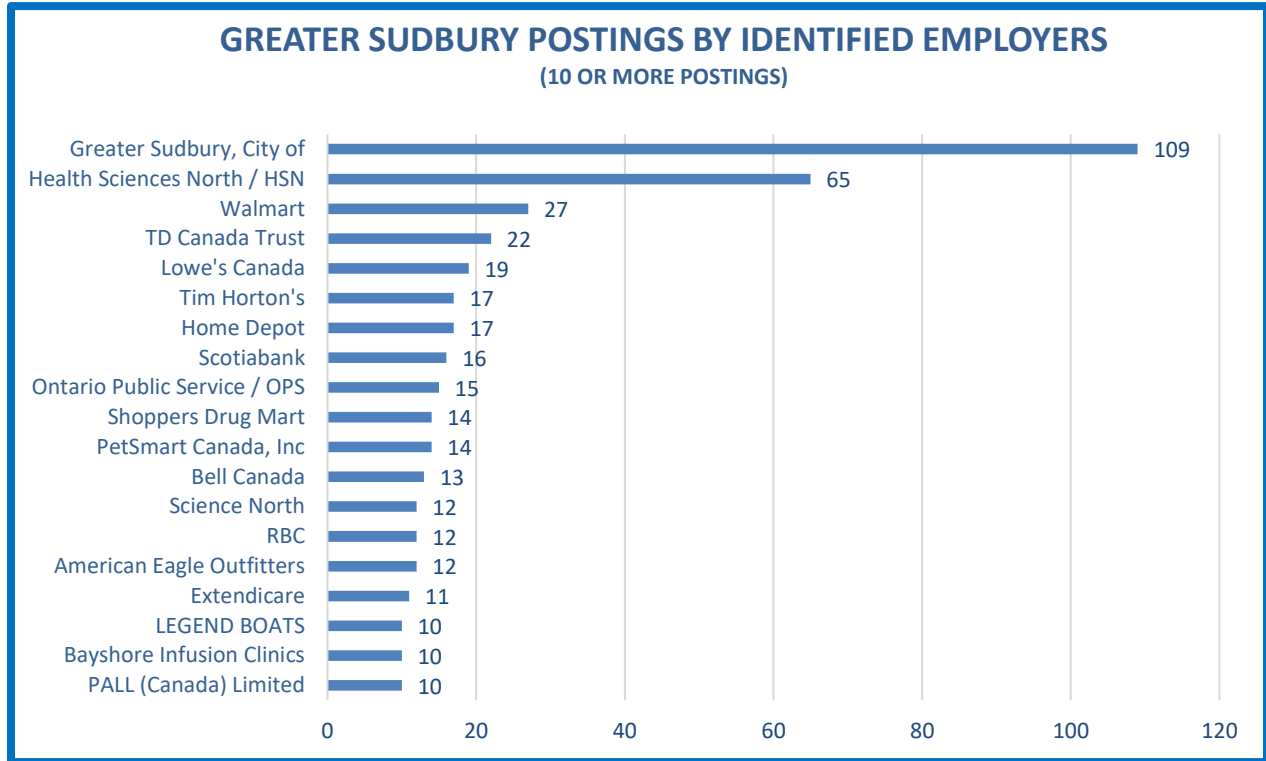
**All data comes from Vicinityjobs.com and includes aggregated and validated local data from credible job posting sites such as: Service Canada's Job Bank, Monster, Workopolis, HRCareers, and others such as large local employers' websites. Vicinityjobs.com estimates that this sample represents between 50-55% of all local jobs postings (as many employers do not use web-based services to recruit).*

QUARTERLY ONLINE JOB VACANCIES REPORT

Greater Sudbury

April 1, 2018 – June 30, 2018

2859 TOTAL NUMBER OF ONLINE JOB POSTINGS



TOP 6 INDUSTRIES BY # OF JOB POSTINGS

(by NAICS - North American Industry Classification System* and includes businesses with 10+ job postings)

RETAIL TRADE (NAICS 44-45)

187 postings

Department stores (27)

Furniture stores (26)

Family clothing stores (19)

Home centres (17)

Pet and pet supplies stores (16)

Pharmacies and drug stores (15)

PUBLIC ADMINISTRATION (NAICS 91)

124 postings

Other local, municipal and regional public administration (109)

Other provincial and territorial public administration (15)

PROFESSIONAL, SCIENTIFIC, TECHNICAL (NAICS 5)

112 postings

Engineering services (31)

Environmental consulting services (19)

Admin/general management consulting (12)

ACCOMMODATION & FOOD SERVICES (NAICS 72)

103 postings

HEALTH CARE AND SOCIAL ASSISTANCE (NAICS 62)

98 postings

General (except paediatric) hospitals (66)

Home health care services (19)

Community care facilities for the elderly (11)

Psychiatric and substance abuse hospitals (2)

MANUFACTURING (NAICS 31-33)

88 postings

Radio and television broadcasting and wireless communications equipment manufacturing (10)

Boat building (10)

10 OR MORE POSTINGS BY OCCUPATIONAL CATEGORIES

(by NOC – National Occupational Classification code)

SALES AND SERVICE OCCUPATIONS (NOC 6)

28.7% (821 postings)

Sales and service (unidentified sub-category) 184

Retail salespersons (131)

Other customer and information services representatives (66)

Cooks (53)

Sales and account representatives wholesale trade (non-technical) (43)

Light duty cleaners (37)

Financial sales representatives (29)

Food and beverage servers (28)

Hotel front desk clerks (27)

Food counter attendants, kitchen helpers, and related support occupations (27)

Other sales related occupations (24)

Cashiers (23)

Janitors, caretakers and building superintendents (17)

Retail and wholesale buyers (16)

Retail sales supervisors (12)

Customer services representatives – financial institutions (12)

TRADES, TRANSPORT AND EQUIPMENT OPERATORS AND RELATED OCCUPATIONS (NOC 7)

13.7% (393 postings)

Transport truck driver (60)

Trades, transport and equipment operators and related (unidentified sub-category) (52)

Automotive service technicians, truck and bus mechanics, and mechanical repairers (28)

Material handlers (27)

Welders and related machine operators (25)

Construction millwrights and mechanics (20)

Heavy equipment operators (except crane) (13)

Bus drivers, subway operators and other transit operators (10)

Other trades helpers and labourers (10)

BUSINESS, FINANCE AND ADMINISTRATION OCCUPATIONS (NOC 1)

13.0% (371 postings)

Business, finance and administration (unidentified sub-category) (71)

Administrative assistants (45)

General office support workers (45)

Administrative officers (27)

Receptionists (25)

Financial auditors and accountants (18)

Shippers and receivers (16)

Professional occupations in advertising, marketing, and public relations (12)

Accounting technicians and bookkeepers (12)

Accounting and related clerks (12)

OTHER/UNIDENTIFIED

11.0% (327 postings)

Other – Unknown job titles (172)

Other – Known job titles (155)

MANAGEMENT OCCUPATIONS (NOC 0)

9.9% (282 postings)

- Management (unidentified sub-category) (98)
- Retail and wholesale trade managers (71)
- Corporate sales managers (26)
- Restaurant and food service managers (10)

OCCUPATIONS IN EDUCATION, LAW, AND SOCIAL, COMMUNITY AND GOV'T SERVICES (NOC 4)

8.9% (255 postings)

- University professors and lecturers (46)
- Early childhood educators and assistants (38)
- Home support workers, housekeepers, and related occupations (35)
- Social and community service workers (29)
- College and other vocational instructors (26)
- Education, law and social, community and government services (unidentified sub-category) (13)

NATURAL AND APPLIED SCIENCES AND RELATED OCCUPATIONS (NOC 2)

5.0% (143 postings)

- Natural and applied sciences and related (unidentified sub-category) (19)
- Electrical and electronics engineers (9)
- Construction estimators (9)

HEALTH OCCUPATIONS (NOC 3)

5.0% (142 postings)

- Registered nurses and psychiatric nurses (26)
- Other assisting occupations in support of health services (16)
- Licensed practical nurses (13)
- Health (unidentified sub-category) (11)

OCCUPATIONS IN MANUFACTURING AND UTILITIES (NOC 9)

2.5% (72 postings)

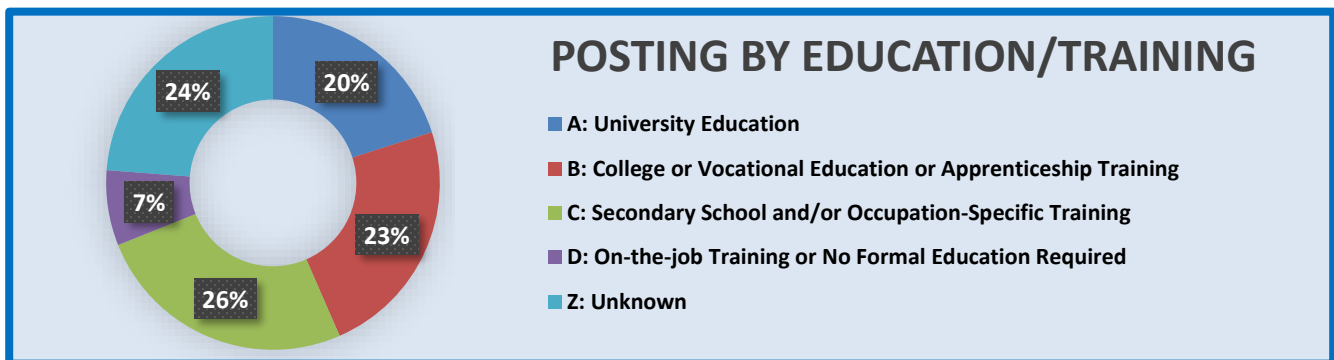
- Other labourers in processing, manufacturing, and utilities (22)
- Testers and graders, food, beverage and associated products processing (21)

OCCUPATIONS IN ART, CULTURE, RECREATION AND SPORT (NOC 5)

1.4% (39 postings)

- Program leaders and instructors in recreation, sport and fitness (16)

OTHER ONLINE JOB POSTING DATA



During the same 3 months in 2017, 2053 jobs were posted; that is 806 less than during the same period this year
In this quarter:

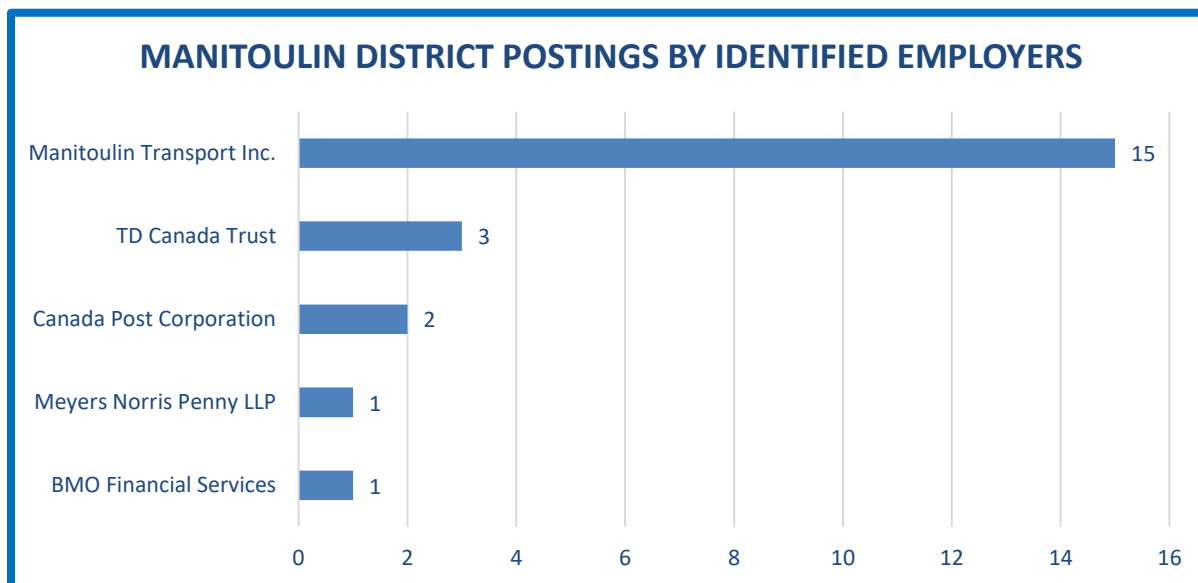
- 45.70% of the jobs were full-time
- 9.60% of the jobs were full-time or part-time
- 16.80% of the jobs were part-time
- 27.90% were unknown/not identified

QUARTERLY ONLINE JOB VACANCIES REPORT

Manitoulin District

April 1, 2018 – June 30, 2018

61 TOTAL NUMBER OF ONLINE JOB POSTINGS



TOP 3 INDUSTRIES BY NUMBER OF JOB POSTINGS

(by NAICS - North American Industry Classification System*)

TRANSPORTATION AND WAREHOUSING (NAICS 48-49)

17 postings

General freight trucking, long distance, less than truck-load (15)

Postal service (2)

FINANCE AND INSURANCE (NAICS 52)

4 postings

Corporate and institutional banking industry (4)

PROFESSIONAL, SCIENTIFIC AND TECHNICAL SERVICES (NAICS 54)

1 posting

Office of Accountants (1)

POSTINGS BY OCCUPATIONAL CATEGORIES

(by NOC – National Occupational Classification code)

HEALTH OCCUPATIONS

27.9% (17 postings)

- Licensed practical nurses (4)
- Health (unidentified sub-category) (2)
- Specialist physicians (2)
- General practitioners and family physicians (2)
- Dietitians and nutritionists (2)
- Other technical occupations in therapy and assessment (2)
- Registered nurses and registered psychiatric nurses (1)
- Allied primary health practitioners (1)
- Physiotherapists (1)

OTHER/UNIDENTIFIED

21.3% (13 postings)

- Other – Known job titles (9)
- Other – Unknown job titles (4)

BUSINESS, FINANCE AND ADMINISTRATION OCCUPATIONS

14.8% (9 postings)

- General office support workers (3)
- Dispatchers (3)
- Financial auditors and accountants (2)
- Administrative assistants (1)

SALES AND SERVICES OCCUPATIONS

9.8% (6 postings)

- Other customer and information services representatives (5)
- Financial sales representatives (1)

OCCUPATIONS IN EDUCATION, LAW AND SOCIAL, COMMUNITY AND GOVERNMENT SERVICES

8.2% (5 postings)

- Family, marriage and other related counsellors (2)
- Home support workers, housekeepers and related occupations (2)
- Early childhood educators and assistant (1)

MANAGEMENT OCCUPATIONS

6.6% (4 postings)

- Management (unidentified sub-category) (3)
- Facility operation and maintenance managers (1)

TRADES, TRANSPORT AND EQUIPMENT OPERATORS AND RELATED OCCUPATIONS

4.9% (3 posting)

- Trades, transport and equipment operators and related (unidentified sub-category) (1)
- Longshore workers (1)
- Material handlers (1)

NATURAL AND APPLIED SCIENCES AND RELATED OCCUPATIONS

3.3% (2 posting)

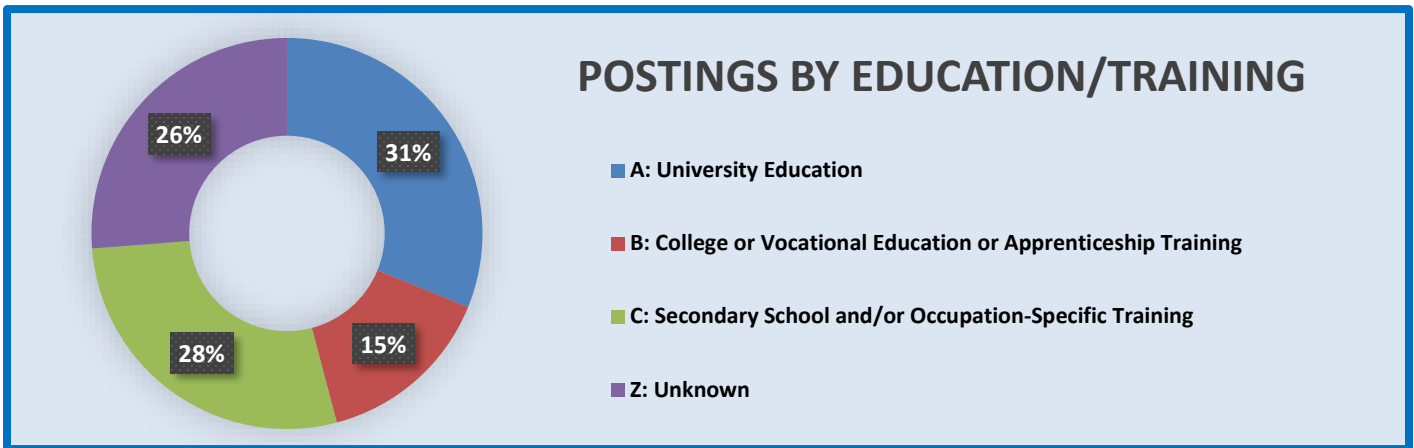
- Information systems analysts and consultants (1)
- Web designers and developers (2)

OCCUPATIONS IN MANUFACTURING AND UTILITIES (2)

3.3% (2 posting)

- Testers and graders, food, beverage and associated products processing (2)

OTHER ONLINE JOB POSTING DATA



During the same 3 months in 2017, 40 jobs were posted; that is 21 less than during the same period this year

In this quarter:

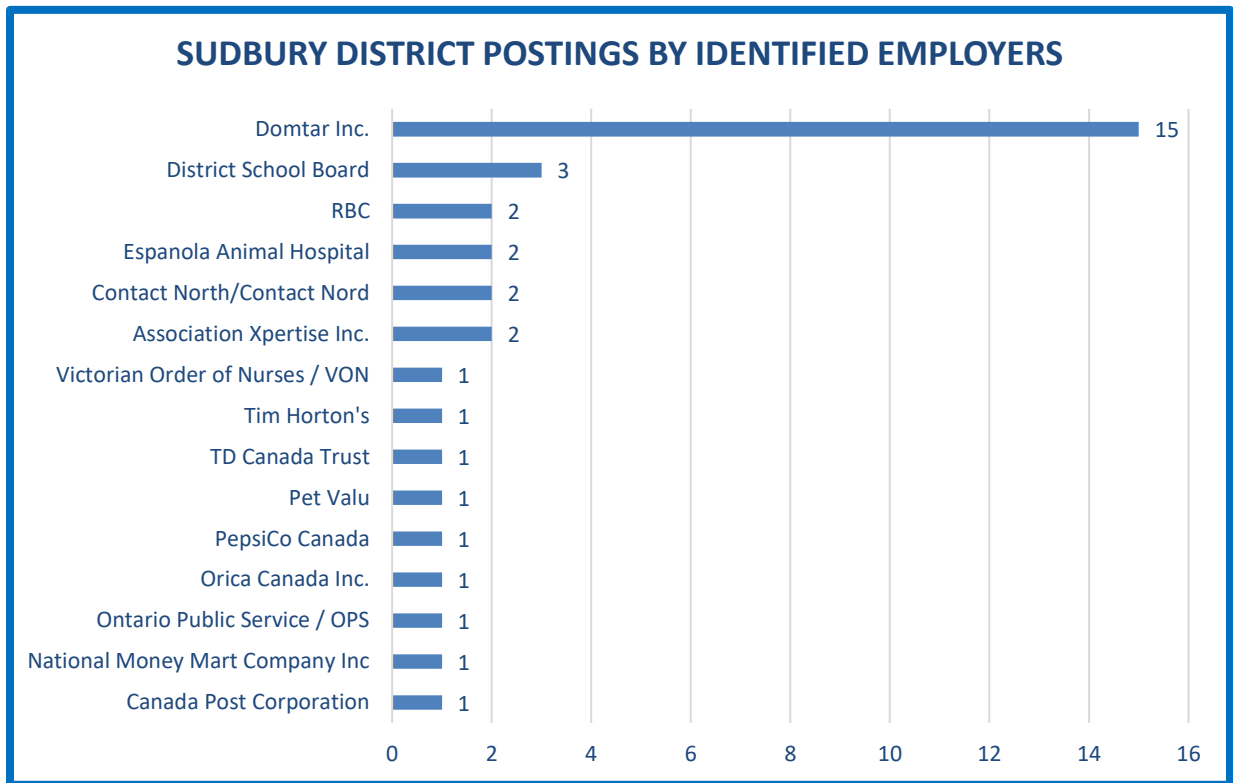
- 32.80% of the jobs were full-time
- 1.60% of the jobs were full-time or part-time
- 11.50% of the jobs were part-time
- 54.10% were unknown/not identified

QUARTERLY ONLINE JOB VACANCIES REPORT

Sudbury District

April 1, 2018 – June 30, 2018

99 TOTAL NUMBER OF ONLINE JOB POSTINGS



TOP INDUSTRIES BY HIGHEST # OF JOB POSTINGS

(by NAICS - North American Industry Classification System*)

MANUFACTURING (NAICS 31-33)

17 postings

- Paper (except newsprint) mills (15)
- Soft drink and ice manufacturing (1)
- Explosives Manufacturing (1)

EDUCATIONAL SERVICES (NAICS 61)

8 postings

- Elementary and secondary schools (6)
- Technical and trade schools (2)

FINANCE AND INSURANCE (NAICS 52)

4 postings

- Corporate and institutional banking industry (3)
- All other non-depository credit intermediation (1)

CONSTRUCTION (NAICS 23)

3 posting

- Plumbing, heating and air-conditioning contractors (3)

TRANSPORTATION AND WAREHOUSING (NAICS 48-49)

3 postings

HEALTH CARE AND SOCIAL ASSISTANCE (NAICS 62)

3 posting

ACCOMMODATION AND FOOD SERVICES (NAICS 72)

3 posting

PROFESSIONAL, SCIENTIFIC, TECHNICAL (NAICS 54)

2 postings

- Admin management & general management consulting (2)

RETAIL TRADE (NAICS 44-45)

1 posting

PUBLIC ADMINISTRATION (NAICS 91)

1 posting

POSTINGS BY OCCUPATIONAL CATEGORIES

(by NOC – National Occupational Classification code)

SALES AND SERVICE OCCUPATIONS

23.2% (23 postings)

- Retail and wholesale buyers (3)
- Retail salespersons (3)
- Food and beverage servers (3)
- Other customer and information services representatives (5)
- Sales and service (unidentified sub-category) (2)
- Cooks (2)
- Specialized cleaners (2)
- Financial sales representatives (1)
- Sales and account representatives – wholesale trade (non-technical) (1)
- Bartenders (1)
- Light duty cleaners (1)
- Janitors, caretakers and building superintendents (1)

TRADES, TRANSPORT AND EQUIPMENT OPERATORS AND RELATED OCCUPATIONS

14.1% (14 postings)

- Trades, transport and equipment operators and related (unidentified sub-category) (5)
- Construction millwrights and industrial mechanics (2)
- Taxi and limousine drivers and chauffeurs (2)
- Welders and related machine operators (1)
- Steamfitters, pipefitters and sprinkler system installers (1)
- Transport truck drivers (1)
- Delivery and courier service drivers (1)
- Other trades helpers and labourers (1)

BUSINESS, FINANCE AND ADMINISTRATION OCCUPATIONS

13.1% (13 postings)

- General office support workers (5)
- Business, finance and administration (unidentified sub-category) (2)
- Purchasing agents and officers (2)
- Dispatchers (1)
- Administrative assistants (1)
- Couriers, messengers and door-to-door distributors (1)

OCCUPATIONS IN EDUCATION, LAW AND SOCIAL, COMMUNITY AND GOVERNMENT SERVICES

11.1% (11 postings)

- Early childhood educators and assistants (5)
- College and other vocational instructors (2)
- Education, law and social, community and government services (unidentified sub-category) (1)
- Social workers (1)
- Family, marriage and other related counsellors (1)
- Home support workers, housekeepers and related occupations (1)

OTHER/UNIDENTIFIED

11.1% (11 postings)

- Other – Unknown job titles (6)
- Other – Known job titles (5)

OCCUPATIONS IN MANUFACTURING AND UTILITIES

8.1% (8 postings)

Testers and graders, food, beverage and associated products processing (6)
Supervisors, forest products processing (1)
Power engineers and power systems operators (3)

NATURAL AND APPLIED SCIENCES AND RELATED OCCUPATIONS

7.1% (7 postings)

Natural and applied sciences and related (unidentified sub-category) (5)
Mechanical engineering technologists and technicians (1)
Drafting technologists and technicians (1)

MANAGEMENT OCCUPATIONS

5.1% (5 postings)

Management (unidentified sub-category) (2)
Human resources managers (1)
Advertising, marketing and public relations managers (1)
Managers in transportation (1)

OCCUPATIONS IN ART, CULTURE, RECREATION AND SPORT

5.1% (5 postings)

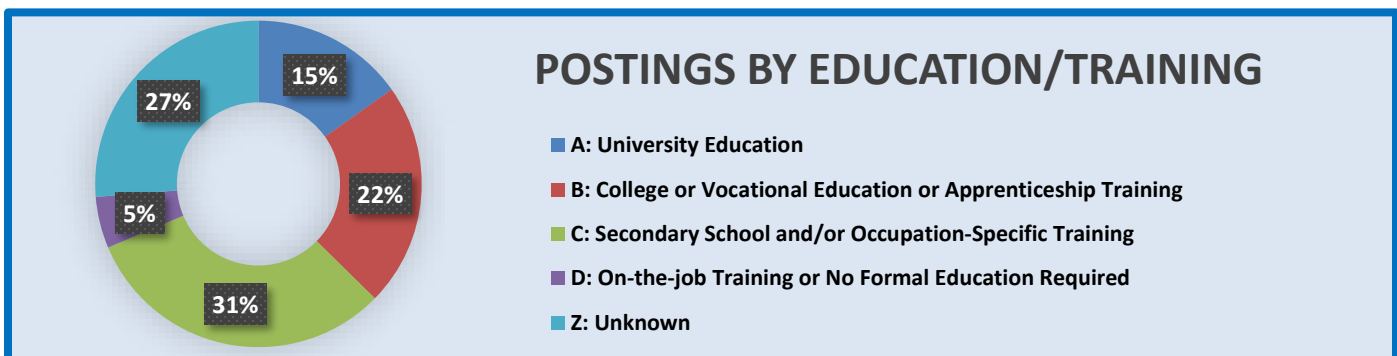
Translators, terminologists and interpreters (5)

HEALTH OCCUPATIONS

2.0% (2 postings)

Registered nurses and registered psychiatric nurses (1)
Other assisting occupations in support of health services (1)

OTHER ONLINE JOB POSTING DATA



During the same 3 months in 2017, **83** jobs were posted; that is **6** less than during the same period this year in this quarter:

- 33.30% of the jobs were full-time
- 14.10% of the jobs were part-time
- 13.10% of the jobs were full-time or part-time
- 39.40% were unknown/not identified

.....
*link to Statistics Canada North American Industry Classification System (NAICS) Canada 2018 version:

<http://www23.statcan.gc.ca/imdb/p3VD.pl?Function=getVD&TVD=307532>