

QUARTERLY ONLINE JOB VACANCIES REPORT*

January 1st 2018 – March 31st 2018

Greater Sudbury
Manitoulin District
Sudbury District



**Sudbury
& Manitoulin**

Workforce Planning
Planification en
main-d'oeuvre

*This report was prepared by:
Workforce Planning for Sudbury & Manitoulin
for more information please contact us at:
705-675-5822 or go to our website at: www.planningourworkforce.ca*

This project is funded in part by the Government of Canada and the Government of Ontario



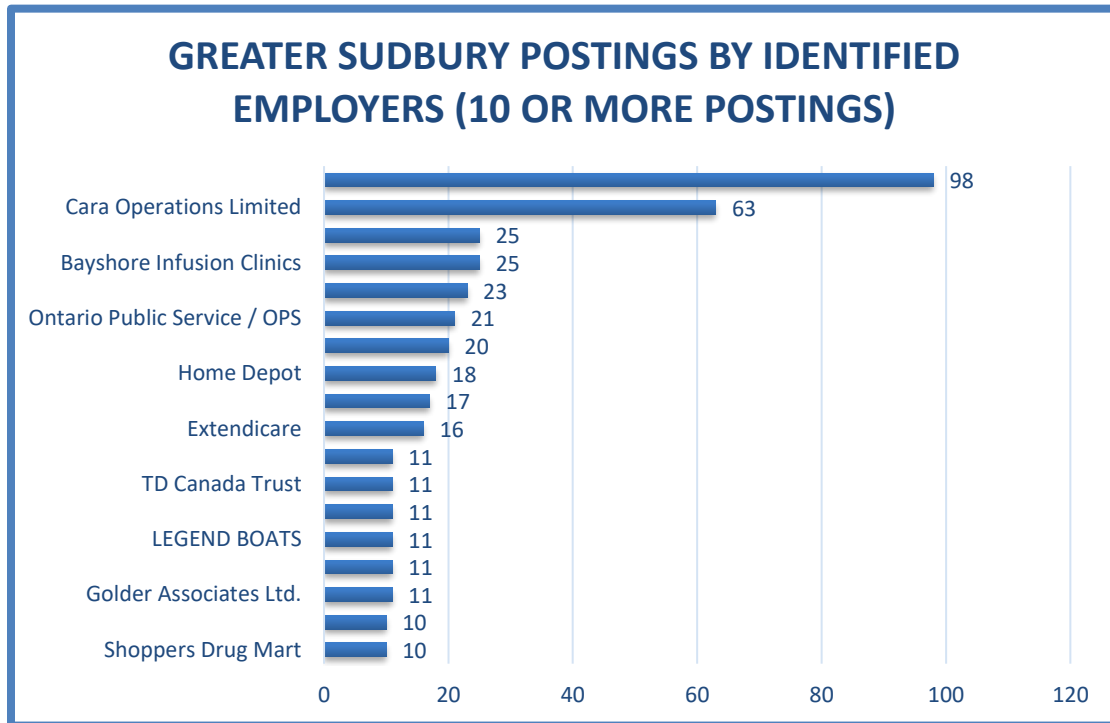
**All data comes from Vicinityjobs.com and includes aggregated and validated local data from credible job posting sites such as: Service Canada's Job Bank, Monster, Workopolis, HRCareers, and others such as large local employers' websites. Vicinityjobs.com estimates that this sample represents between 50-55% of all local jobs postings (as many employers do not use web-based services to recruit).*

QUARTERLY ONLINE JOB VACANCIES REPORT

Greater Sudbury

January 1, 2018 – March 31, 2018

2450 TOTAL NUMBER OF ONLINE JOB POSTINGS



TOP 6 INDUSTRIES BY # OF JOB POSTINGS

(by NAICS - North American Industry Classification System* and includes businesses with 10+ job postings)

RETAIL TRADE (NAICS 44-45)

144 postings

- Furniture stores (24)
- Department stores (23)
- Home centres (18)
- Family clothing stores (12)
- Pharmacies and drug stores (10)
- Shoe stores (10)

PUBLIC ADMINISTRATION (NAICS 91)

119 postings

- Other local, municipal and regional public administration (98)
- Other provincial and territorial public administration (21)

ACCOMMODATION & FOOD SERVICES (NAICS 72)

117 postings

PROFESSIONAL, SCIENTIFIC, TECHNICAL (NAICS 5)

109 postings

- Engineering services (30)
- Environmental consulting services (15)
- Admin/general management consulting (12)

MANUFACTURING (NAICS 31-33)

82 postings

- Boat building (11)

EDUCATIONAL SERVICES (NAICS 61)

76 postings

- All other schools and instruction (28)
- Elementary and secondary schools (14)
- Universities (11)
- Technical and trade schools (5)

10 OR MORE POSTINGS BY OCCUPATIONAL CATEGORIES

(by NOC – National Occupational Classification code)

SALES AND SERVICE OCCUPATIONS (NOC 6)

24.7% (722 postings)

- Sales and service (unidentified sub-category) 178
 - Retail salespersons (105)
- Other customer and information services representatives (66)
- Sales and account representatives (wholesale trade non-technical) (46)
 - Cooks (40)
- Security guards and related security service occupations (31)
 - Other sales related occupations (30)
 - Light duty cleaners (30)
 - Financial sales representatives (28)
 - Cashiers (24)
- Food counter attendants, kitchen helpers, and related support occupations (21)
 - Janitors, caretakers and building superintendents (15)
 - Retail and wholesale buyers (12)
 - Food and beverage servers (12)
 - Retail sales supervisors (11)
 - Store shelf stockers, clerks, and order fillers (16)
 - Hotel front desk clerks (10)

TRADES, TRANSPORT AND EQUIPMENT OPERATORS AND RELATED OCCUPATIONS (NOC 7)

13.4% (329 postings)

- Trades, transport and equipment operators and related (unidentified sub-category) (55)
 - Transport truck driver (49)
 - Material handlers (27)
- Automotive service technicians, truck and bus mechanics, and mechanical repairers (26)
 - Welders and related machine operators (20)
 - Delivery and courier service drivers (19)
 - Construction millwrights and mechanics (14)
 - Machinist and machining and tooling inspectors (10)

BUSINESS, FINANCE AND ADMINISTRATION OCCUPATIONS (NOC 1)

13.4% (328 postings)

- Business, finance and administration (unidentified sub-category) (60)
 - Administrative assistants (35)
 - Administrative officers (26)
 - General office support workers (25)
 - Accounting and related clerks (23)
 - Receptionists (21)
 - Accounting technicians and bookkeepers (18)
- Professional occupations in advertising, marketing, and public relations (16)
 - Financial auditors and accountants (13)
 - Shippers and receivers (10)

OTHER/UNIDENTIFIED

11.0% (269 postings)

- Other – known job titles (137)
- Other – Unknown job titles (132)

MANAGEMENT OCCUPATIONS (NOC 0)

10.7% (263 postings)

- Management (unidentified sub-category) (96)
- Retail and wholesale trade managers (56)
- Corporate sales managers (28)
- Restaurant and food service managers (18)
- Financial managers (11)

OCCUPATIONS IN EDUCATION, LAW, AND SOCIAL, COMMUNITY AND GOV'T SERVICES (NOC 4)

7.3% (180 postings)

- Early childhood educators and assistants (51)
- Home support workers, housekeepers, and related occupations (33)
- Social and community service workers (24)

NATURAL AND APPLIED SCIENCES AND RELATED OCCUPATIONS (NOC 2)

5.8% (141 postings)

- Natural and applied sciences and related (unidentified sub-category) (23)
- Geological engineers (11)
- Drafting technologists and technicians (10)

HEALTH OCCUPATIONS (NOC 3)

4.9% (119 postings)

- Registered nurses and psychiatric nurses (26)
- Other assisting occupations in support of health services (17)
- Licensed practical nurses (15)

OCCUPATIONS IN ART, CULTURE, RECREATION AND SPORT (NOC 5)

02.2% (53 postings)

- Program leaders and instructors in recreation, sport and fitness (30)

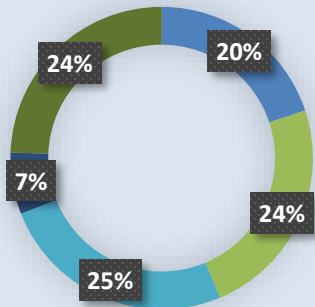
OCCUPATIONS IN MANUFACTURING AND UTILITIES (NOC 9)

1.5% (37 postings)

- Other labourers in processing, manufacturing, and utilities (10)

OTHER ONLINE JOB POSTING DATA

POSTING BY EDUCATION/TRAINING



- A: University Education
- B: College or Vocational Education or Apprenticeship Training
- C: Secondary School and/or Occupation-Specific Training
- D: On-the-job Training or No Formal Education Required
- Z: Unknown

During the same 3-month period in 2017, 1924 jobs were posted; that is 126 less than the same period this year

In this quarter:

46.10% of the jobs were full-time

14.70% of the jobs were part time

10.10% of the jobs were full-time or part-time

29.20% of the jobs were unknown/not identified

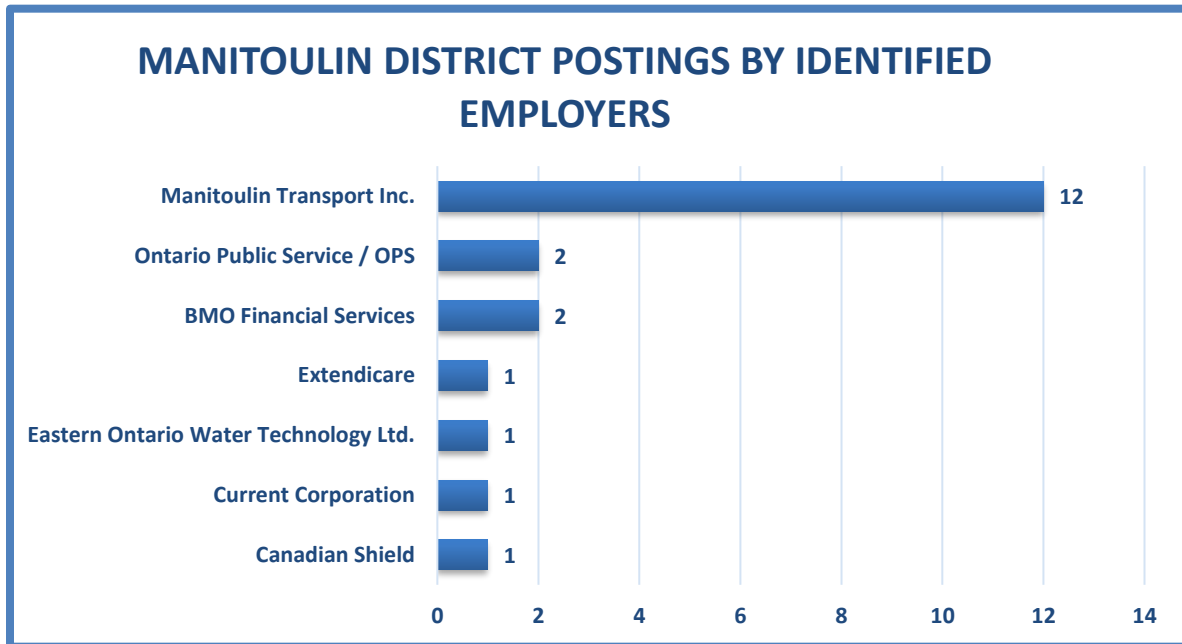
NOTE: There were 11,054 businesses in Greater Sudbury (June 2018)

QUARTERLY ONLINE JOB VACANCIES REPORT

Manitoulin District

January 1, 2018 – March 31, 2018

47 TOTAL NUMBER OF ONLINE JOB POSTINGS



TOP 3 INDUSTRIES BY NUMBER OF JOB POSTINGS

(by NAICS - North American Industry Classification System*)

TRANSPORTATION AND WAREHOUSING (NAICS 48-49)

12 postings

General freight trucking, long distance, less than truck-load (6)
Postal service (12)

FINANCE AND INSURANCE (NAICS 52)

2 postings

Corporate and institutional banking industry (2)

PUBLIC ADMINISTRATION (NAICS 91)

2 postings

Other provincial and territorial public administration (2)

POSTINGS BY OCCUPATIONAL CATEGORIES

(by NOC – National Occupational Classification code)

BUSINESS, FINANCE AND ADMINISTRATION OCCUPATIONS

27.7% (13 postings)

- Accounting and related clerks (4)
- Business, finance and administration (unidentified sub-category) (3)
- Executive assistants (3)
- Financial auditors and accountants (2)
- Accounting technicians and bookkeepers (1)

HEALTH OCCUPATIONS

19.1% (9 postings)

- Health (unidentified sub-category) (2)
- Registered nurses and registered psychiatric nurses (1)
- Specialist physicians (1)
- General practitioners and family physicians (1)
- Allied primary health practitioners (1)
- Other professional occupations in therapy and assessment (1)
- Other medical technologists and technicians (except dental health) (1)
- Licensed practical nurses (1)

OTHER/UNIDENTIFIED

17% (8 postings)

- Other – Unknown job titles (5)
- Other – Known job titles (3)

OCCUPATIONS IN EDUCATION, LAW AND SOCIAL, COMMUNITY AND GOVERNMENT SERVICES

12.8% (6 postings)

- Early childhood educators and assistants (2)
- Home support workers, housekeepers and related occupations (2)
- Lawyers and Quebec notaries (1)
- Social and community service workers (2)

SALES AND SERVICES OCCUPATIONS

10.6% (5 postings)

- Other customer and information services representatives (3)
- Sales and account representatives – wholesale trade (non-technical) (2)

MANAGEMENT OCCUPATIONS

6.4% (3 postings)

- Management (unidentified sub-category) (3)

NATURAL AND APPLIED SCIENCES AND RELATED OCCUPATIONS

4.3% (2 posting)

- Web designers and developers (2)

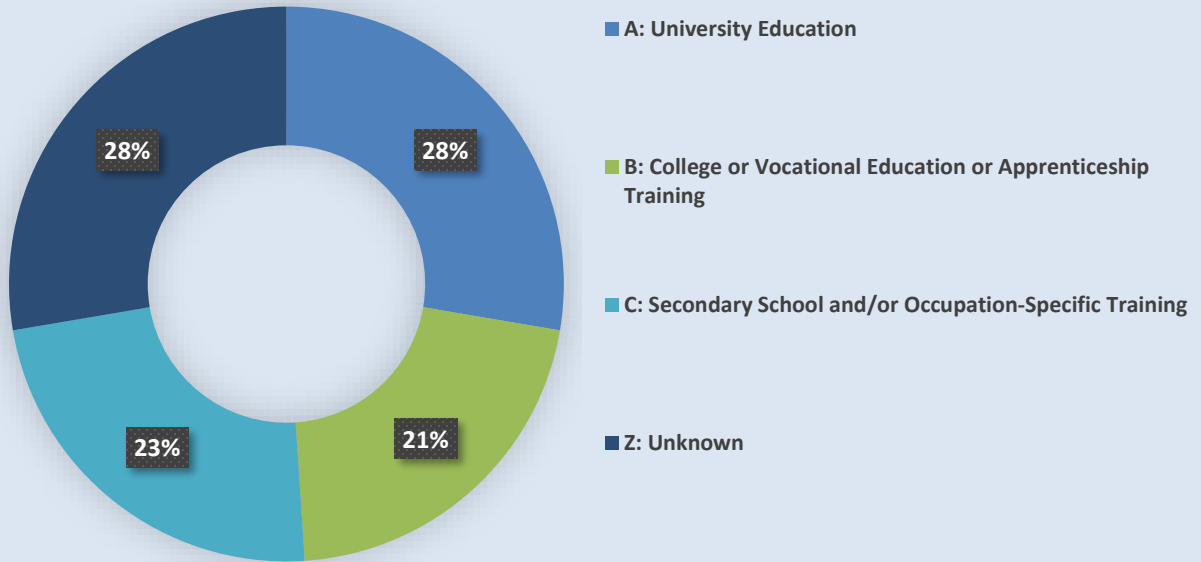
TRADES, TRANSPORT AND EQUIPMENT OPERATORS AND RELATED OCCUPATIONS

2.1% (1 posting)

- Telecommunications installation and repair workers (1)

OTHER ONLINE JOB POSTING DATA

POSTINGS BY EDUCATION/TRAINING



During the same 3-month in 2017, **38** jobs were posted; that is 9 less than during the same period this year

In this quarter:

- 44.70% of the jobs were full-time
- 4.30% of the jobs were full-time or part-time
- 4.30% of the jobs were part-time
- 46.80% were unknown/not identified


NOTE: there were 1,052 businesses in the Manitoulin District (June 2017)

QUARTERLY ONLINE JOB VACANCIES REPORT

Sudbury District

January 1, 2018 – March 31, 2018

90 TOTAL NUMBER OF ONLINE JOB POSTINGS



TOP INDUSTRIES BY HIGHEST # OF JOB POSTINGS

(by NAICS - North American Industry Classification System*)

MANUFACTURING (NAICS 31-33)

16 postings

Paper (except newsprint) mills (15)
Soft drink and ice manufacturing (1)

FINANCE AND INSURANCE (NAICS 52)

6 postings

Corporate and institutional banking industry (4)
All other non-depository credit intermediation (1)

TRANSPORTATION AND WAREHOUSING (NAICS 48-49)

4 postings

EDUCATIONAL SERVICES (NAICS 61)

3 postings

Technical and trade schools (2)
Elementary and secondary schools (1)

CONSTRUCTION (NAICS 23)

2 posting

Plumbing, heating and air-conditioning contractors

REAL ESTATE AND RENTAL AND LEASING (NAICS 53)

2 posting

PROFESSIONAL, SCIENTIFIC, TECHNICAL (NAICS 54)

2 postings

Tax preparation services (1)
Admin management & general management consulting (1)

ACCOMMODATION AND FOOD SERVICES (NAICS 72)

2 posting

Casino hotels (1)

PUBLIC ADMINISTRATION (NAICS 91)

2 posting

Other provincial and territorial public administration (2)

WHOLESALE TRADE (NAICS 41)

1 posting

POSTINGS BY OCCUPATIONAL CATEGORIES

(by NOC – National Occupational Classification code)

SALES AND SERVICE OCCUPATIONS

32.2% (29 postings)

- Other customer and information services representatives (5)
 - Cooks (3)
- Sales and account representatives – wholesale trade (non-technical) (3)
 - Bartenders (3)
 - Light duty cleaners (3)
- Sales and service (unidentified sub-category) (2)
 - Retails and wholesale buyers (2)
- Real estate agents and salespersons (1)
- Financial sales representatives (1)
 - Chefs (1)
 - Retail salespersons (2)
- Hotel front desk clerks (1)
 - Cashiers (1)
- Food counter attendants, kitchen helpers and related support occupations (1)
 - Specialized cleaners (3)

TRADES, TRANSPORT AND EQUIPMENT OPERATORS AND RELATED OCCUPATIONS

16.7% (15 postings)

- Construction millwrights and industrial mechanics (4)
- Trades, transport and equipment operators and related (unidentified sub-category) (3)
 - Steamfitters, pipefitters and sprinkler system installers (2)
 - Plumbers (1)
 - Gas fitters (1)
- Automotive service technicians, truck and bus mechanics and mechanical repairers (1)
 - Transport truck drivers (1)
 - Taxi and limousine drivers and chauffeurs (1)
 - Heavy equipment operators (except crane) (1)

BUSINESS, FINANCE AND ADMINISTRATION OCCUPATIONS

14.4% (13 postings)

- Business, finance and administration (unidentified sub-category) (6)
 - General office support workers (6)
 - Dispatchers (1)

OTHER/UNIDENTIFIED

11.1% (10 postings)

- Other – Unknown job titles (6)
- Other – Known job titles (4)

MANAGEMENT OCCUPATIONS

10% (9 postings)

- Management (unidentified sub-category) (3)
- Advertising, marketing, public relations managers (2)
- Facility operation and maintenance managers (2)
- Insurance, real estate and financial brokerage managers (1)
- Managers in transportation (1)

HEALTH OCCUPATIONS

5.6% (5 postings)

Registered nurses and registered psychiatric nurses (3)
Health (unidentified sub-category) (1)
Dental assistants (1)

OCCUPATIONS IN MANUFACTURING AND UTILITIES

4.4% (4 postings)

Power engineers and power systems operators (3)
Supervisors, forest products processing (1)

NATURAL AND APPLIED SCIENCES AND RELATED OCCUPATIONS

3.3% (3 postings)

Natural and applied sciences and related (unidentified sub-category) (3)

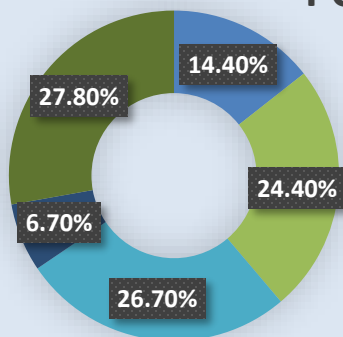
OCCUPATIONS IN ART, CULTURE, RECREATION AND SPORT

2.2% (2 postings)

Translators, terminologists and interpreters (1)
Other performers, n.e.c. (1)

OTHER ONLINE JOB POSTING DATA

POSTINGS BY EDUCATION/TRAINING



- A: University Education
- B: College or Vocational Education or Apprenticeship Training
- C: Secondary School and/or Occupation-Specific Training
- D: On-the-job Training or No Formal Education Required
- Z: Unknown

During the same 3-months in 2017, **96** jobs were posted; that is 6 more than this year.

In this quarter:

28.90% of the jobs were full-time

12.20% of the jobs were full-time or part-time

13.30% of the jobs were part-time

45.60% of the jobs were unknow/not identified

NOTE: there are 1,482 businesses in the Sudbury District (June 2018)

.....
*link to Statistics Canada North American Industry Classification System (NAICS) Canada 2018 version:
<http://www23.statcan.gc.ca/imdb/p3VD.pl?Function=getVD&TVD=307532>