

ANNUAL ONLINE JOB VACANCIES REPORT*

January 1st 2018 – December 31st 2018

Greater Sudbury
Manitoulin District
Sudbury District



*This report was prepared by:
Workforce Planning for Sudbury & Manitoulin
for more information please contact us at:
705-675-5822 or go to our website at: www.planningourworkforce.ca*

This project is funded in part by the Government of Canada and the Government of Ontario



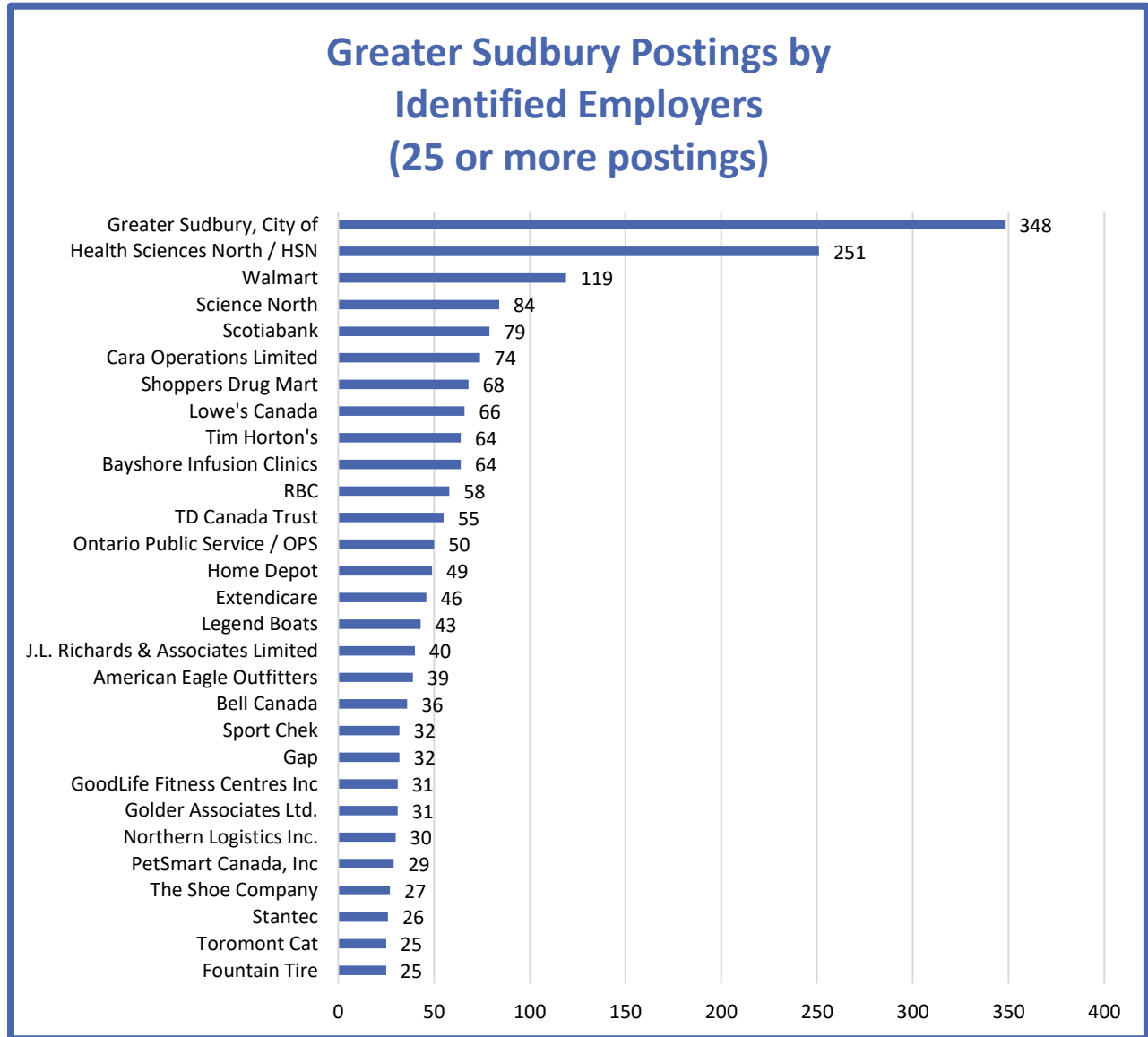
**All data comes from Vicinityjobs.com and includes aggregated and validated local data from credible job posting sites such as: Service Canada's Job Bank, Monster, Indeed, HRCareers, and others such as large local employers' websites. Vicinityjobs.com estimates that this sample represents between 50-55% of all local jobs postings (as many employers do not use web-based services to recruit).*

ANNUAL ONLINE JOB VACANCIES REPORT

Greater Sudbury

January 1st 2018 – December 31st 2018

10599 TOTAL NUMBER OF ONLINE JOB POSTINGS



INDUSTRIES BY NUMBER OF JOB POSTINGS

(by NAICS - North American Industry Classification System* and includes businesses with + 25 job postings)

RETAIL TRADE (NAICS 44-45)

724 postings

Department Stores (119)
Furniture Stores (95)
Family Clothing Stores (76)
Pharmacies and Drug Stores (69)
Home Centres (25)
Shoe Stores (40)
Pet and Pet Supplies Stores (32)
All Other Clothing Stores (25)

PROFESSIONAL, SCIENTIFIC AND TECHNICAL SERVICES (NAICS 54)

434 postings

Engineering Services (116)
Environmental Consulting Services (97)
Administrative Management and
General Management Consulting Services (41)
Office of Accountants (26)

HEALTH CARE AND SOCIAL ASSISTANCE (NAICS 62)

421 postings

General (except Paediatric) Hospitals (270)
Home Health Care Services (95)
Community Care Facilities for the Elderly (46)

ACCOMMODATION AND FOOD SERVICES (NAICS 72)

417 postings

Casino Hotels (39)

PUBLIC ADMINISTRATION (NAICS 91)

398 postings

Other Local, Municipal and Regional Public
Administration (348)
Other Provincial and Territorial Public
Administration (50)

MANUFACTURING (NAICS 31-33)

351 postings

Boat Building (43)
Tire Manufacturing (25)

FINANCE AND Insurance (NAICS 52)

314 postings

Corporate and Institutional Banking Industry (133)
Personal and Commercial Banking Industry (79)
Insurance Agencies and Brokerages (41)

EDUCATIONAL SERVICES (NAICS 61)

262 postings

All Other Schools and Instruction (87)
Elementary and Secondary Schools (64)

WHOLESALE TRADE (NAICS 41)

163 postings

TRANSPORTATION AND WAREHOUSING (NAICS 61)

94 postings

INFORMATION AND CULTURAL INDUSTRIES (NAICS 51)

84 postings

Other Telecommunications (36)

REAL ESTATE AND RENTAL AND LEASING (NAICS 53)

75 postings

Construction, Transportation, Mining, and Forestry Machinery
and Equipment Rental and Leasing (29)

CONSTRUCTION (NAICS 23)

65 postings

Plumbing, Heating and Air-Conditioning Contractors (30)

ADMINISTRATIVE AND SUPPORT, WASTE MANAGEMENT AND REMEDIATION SERVICES (NAICS 56)

51 postings

OTHER SERVICES (EXCEPT PUBLIC ADMINISTRATION) (NAICS 81)

49 postings

ARTS, ENTERTAINMENT AND RECREATION (NAICS 71)

34 postings

Fitness and Recreational Sports Centres (33)

MINING AND OIL AND GAS EXTRACTION (NAICS 21)

11 postings

AGRICULTURE, FORESTRY, FISHING AND HUNTING (NAICS 1)

4 postings

UTILITIES (NAICS 22)

3 postings

100 OR MORE POSTINGS BY OCCUPATIONAL CATEGORIES

(by NOC – National Occupational Classification code)

SALES AND SERVICE OCCUPATIONS (NOC 6)

29.8% (3154 postings)

Sales and service (unidentified sub-category) (636)

Retail salespersons (503)

Other customer and information services representatives (277)

Cooks (208)

Sales and account representatives – wholesale trade (non-technical) (184)

Light duty cleaners (140)

Food counter attendants, kitchen helpers and related support occupations (120)

Financial sales representatives (114)

Cashiers (109)

Food and beverage servers (103)

TRADES, TRANSPORT AND EQUIPMENT OPERATORS AND RELATED OCCUPATIONS (NOC 7)

13.7% (1457 postings)

Trades, transport and equipment operators and related (unidentified sub-category) (218)

Transport truck drivers (209)

Material handlers (120)

Automotive service technicians, truck and bus mechanics and mechanical repairers (106)

BUSINESS, FINANCE AND ADMINISTRATION OCCUPATIONS (NOC 1)

13.0% (1375 postings)

Business, finance and administration (unidentified sub-category) (260)

Administrative assistants (149)

General office support workers (132)

Receptionist (108)

Administrative officers (101)

OTHER/UNIDENTIFIED

11.1% (1177 postings)

Other – Known Job Titles (568)

Other – Unknown Job Titles (609)

MANAGEMENT OCCUPATIONS (NOC 0)

9.7% (1024 postings)

Management (unidentified sub-category) (353)

Retail and wholesale trade managers (263)

Corporate sales managers (90)

OCCUPATIONS IN EDUCATION, LAW AND SOCIAL, COMMUNITY AND GOV'T SERVICES (NOC 4)

8.1% (857 postings)

Early childhood educators and assistants (162)

Home support workers, housekeepers and related occupations (161)

HEALTH OCCUPATIONS (NOC 3)

5.5% (578 postings)

Registered nurses and registered psychiatric nurses (113)

NATURAL AND APPLIED SCIENCES AND RELATED OCCUPATIONS (NOC 2)

5.3% (560 postings)

Engineers (Various categories: civil, mechanical, electrical and electronics, industrial, geological, mining, software, chemical, industrial and manufacturing, metallurgical and materials) (149)

OCCUPATIONS IN MANUFACTURING AND UTILITIES (NOC 9)

1.9% (199 postings)

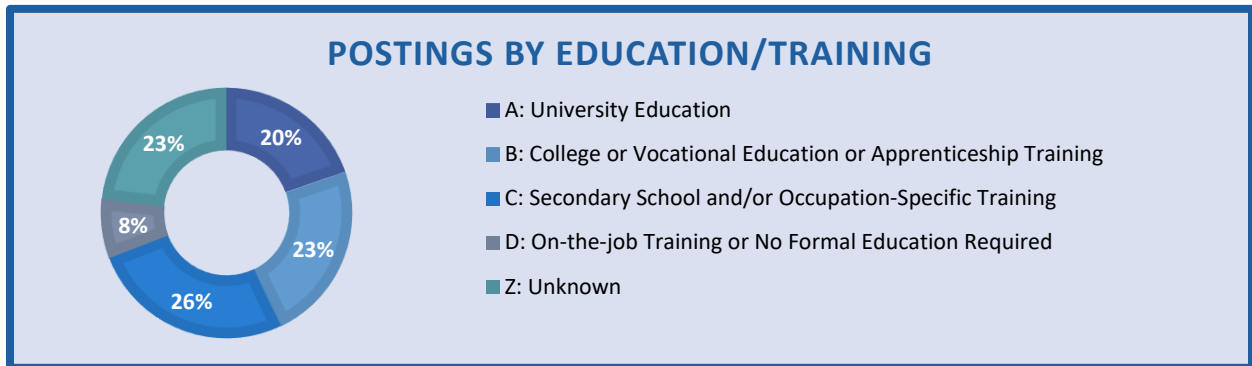
OCCUPATIONS IN ART, CULTURE, RECREATION AND SPORT (NOC 5)

1.5% (160 postings)

NATURAL RESOURCES, AGRICULTURE AND RELATED PRODUCTION OCCUPATIONS (NOC 8)

0.5% (58 postings)

OTHER ONLINE JOB POSTING DATA



THERE ARE 2508 MORE JOBS POSTED ONLINE THIS YEAR THAN THERE WERE IN 2017

51.2% of the jobs posted between January 1st and December 31st 2018 were full-time.

Total number of postings by month:

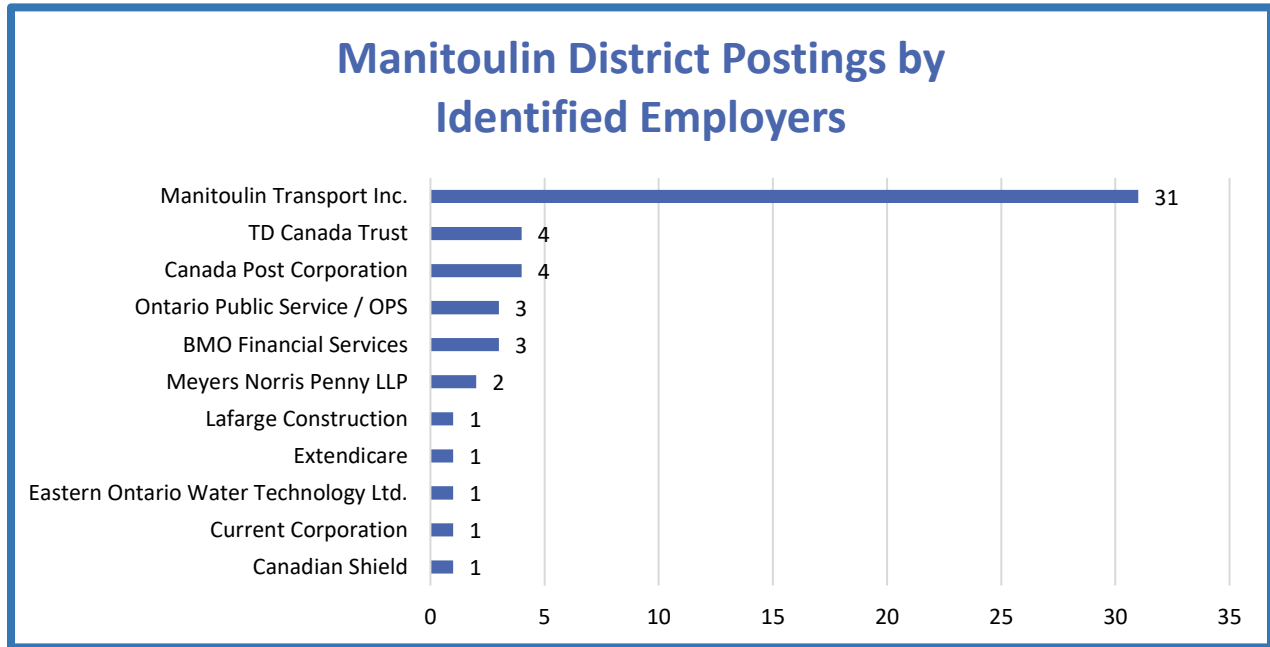
January	768	April	952	July	867	October	896
February	739	May	964	August	996	November	952
March	943	June	943	September	791	December	788

ANNUAL ONLINE JOB VACANCIES REPORT

Manitoulin District

January 1st 2018 – December 31st 2018

193 TOTAL NUMBER OF ONLINE JOB POSTINGS



TOP 7 INDUSTRIES BY NUMBER OF JOB POSTINGS

(by NAICS - North American Industry Classification System*)

TRANSPORTATION AND WAREHOUSING (NAICS 48-49)

36 postings

General Freight Trucking, Long Distance, Less Than Truck-Load (31)
Postal Service (4)

FINANCE AND INSURANCE (NAICS 52)

7 postings

Corporate and Institutional Banking Industry (7)

PROFESSIONAL, SCIENTIFIC AND TECHNICAL SERVICES (NAICS 54)

3 postings

Offices of Accountants (2)
All Other Professional, Scientific and Technical Services (1)

PUBLIC ADMINISTRATION (NAICS 91)

3 postings

Other Provincial and Territorial Public Administration (3)

CONSTRUCTION (NAICS 23)

2 postings

Highway, Street and Bridge Construction (1)
Masonry Contractors (1)

MANUFACTURING (NAICS 31 – 33)

1 posting

Commercial and Service Industry Machinery Manufacturing (1)

HEALTH CARE AND SOCIAL ASSISTANCE (NAICS 62)

1 posting

Community Care Facilities for the Elderly (1)

POSTINGS BY OCCUPATIONAL CATEGORIES

(by NOC – National Occupational Classification code)

HEALTH OCCUPATIONS (NOC 3)

23.8% (46 postings)

- Licensed practical nurses (14)
- Registered nurses and registered psychiatric nurses (7)
- Health (unidentified sub-category) (5)
- Specialist physicians (4)
- Other technical occupations in therapy and assessment (4)
- General practitioners and family physicians (3)
- Allied primary health practitioners (2)
- Dietitians and nutritionists (2)
- Nurse aides, orderlies and patient service associates (2)
- Physiotherapists (1)
- Other professional occupations in therapy and assessment (1)
- Other medical technologists and technicians (except dental health) (1)

BUSINESS, FINANCE AND ADMINISTRATION (NOC 1)

19.2% (37 postings)

- Business, finance and administration (unidentified sub-category) (7)
- Accounting and related clerks (5)
- Financial auditors and accountants (4)
- Administrative assistants (4)
- General office support workers (4)
- Receptionists (4)
- Executive assistants (3)
- Dispatchers (3)
- Supervisors, mail and message distribution occupations (1)
- Court reporters, medical transcriptionists and related occupations (1)
- Accounting technicians and bookkeepers (1)

OTHER/UNIDENTIFIED

18.1% (35 postings)

- Other – Known Job Titles (20)
- Other – Unknown Job Titles (15)

OCCUPATIONS IN EDUCATION, LAW AND SOCIAL, COMMUNITY AND GOV'T SERVICES (NOC 4)

12.4% (24 postings)

- Home support workers, housekeepers and related occupations (14)
- Early childhood educators and assistants (4)
- Family, marriage and other related counsellors (3)
- Lawyers and Quebec notaries (1)
- Probation and parole officers and related occupations (1)
- Social and community service workers (1)

SALES AND SERVICE OCCUPATIONS (NOC 6)

6.7% (13 postings)

- Other customer and information services representatives (9)
- Sales and account representatives – wholesale trade (non-technical) (2)
- Financial sales representatives (1)
- Security guards and related security service occupations (1)

MANAGEMENT OCCUPATIONS (NOC 0)

5.7% (11 postings)

- Management (unidentified sub-category) (8)
- Banking, credit and other investment managers (1)
- Facility operation and maintenance managers (1)
- Managers in transportation (1)

OCCUPATIONS IN MANUFACTURING AND UTILITIES (NOC 9)

5.7% (11 postings)

- Testers and graders, food, beverage and associated products processing (10)
- Other labourers in processing, manufacturing and utilities (1)

TRADES, TRANSPORT AND EQUIPMENT OPERATORS AND RELATED OCCUPATIONS (NOC 7)

4.7% (9 postings)

- Material handlers (3)
- Trades, transport and equipment operators and related (unidentified sub-category) (1)
- Telecommunications installation and repair workers (1)
- Longshore workers (1)
- Transport truck drivers (1)
- Delivery and courier service drivers (1)
- Heavy equipment operators (except crane) (1)

NATURAL AND APPLIED SCIENCES AND RELATED OCCUPATIONS (NOC 2)

2.6% (5 postings)

- Web designers and developers (3)
- Information systems analysts and consultants (1)
- Computer network technicians (1)

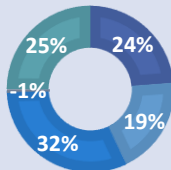
OCCUPATIONS IN ART, CULTURE, RECREATION AND SPORT (NOC 5)

1.0% (2 postings)

- Producers, directors, choreographers and related occupations (2)

OTHER ONLINE JOB POSTING DATA

POSTINGS BY EDUCATION/TRAINING



- A: University Education
- B: College or Vocational Education or Apprenticeship Training
- C: Secondary School and/or Occupation-Specific Training
- D: On-the-job Training or No Formal Education Required
- Z: Unknown

THERE ARE 65 MORE JOBS POSTED ONLINE THIS YEAR THAN IN 2017

42.5% of the jobs posted between January 1st and December 31st 2018 were full-time.

Total number of postings by month:

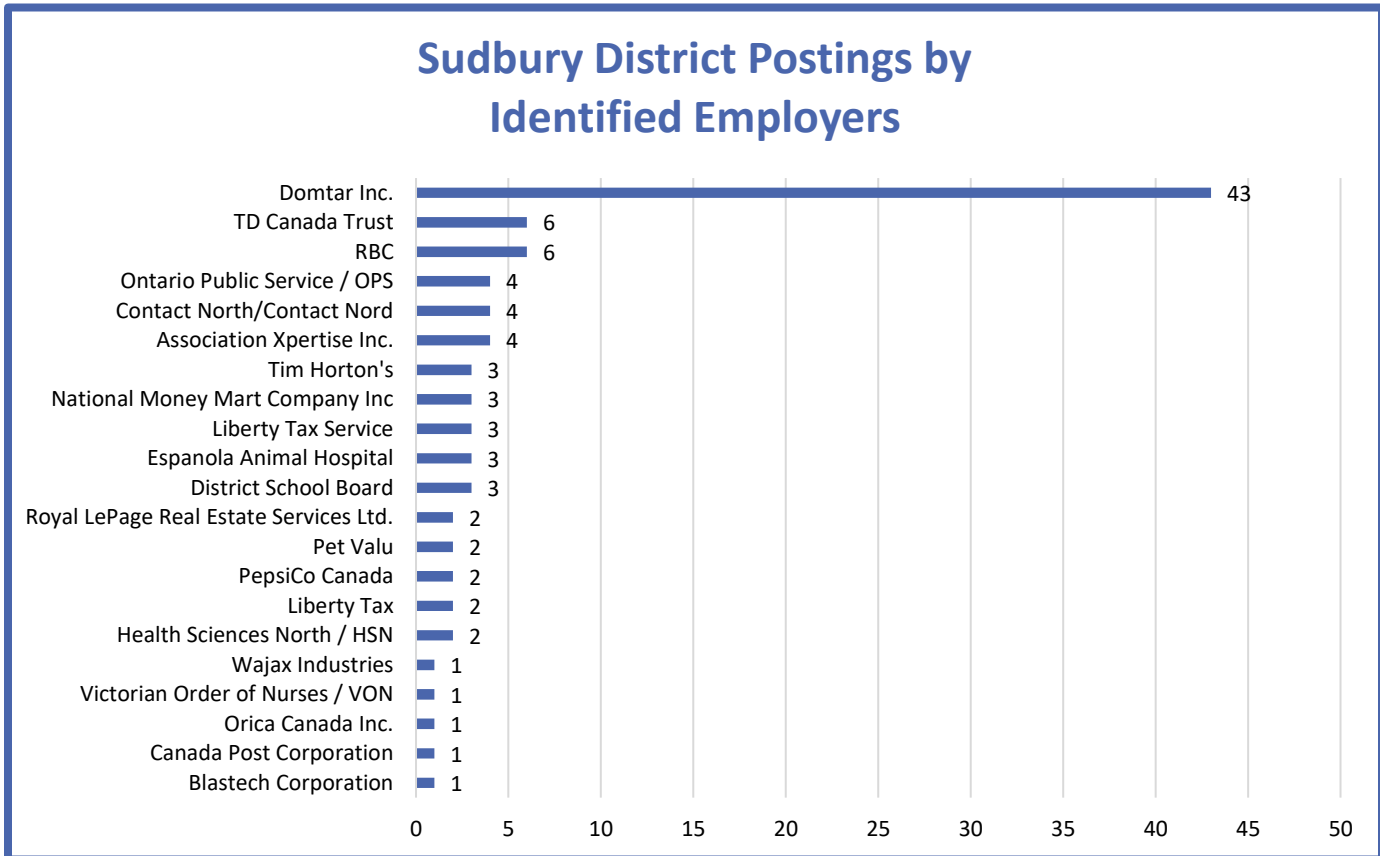
January	12	March	19	May	26	July	16	September	11	November	11
February	16	April	14	June	21	August	18	October	20	December	9

ANNUAL ONLINE JOB VACANCIES REPORT

Sudbury District

January 1st 2018 – December 31st 2018

353 TOTAL NUMBER OF ONLINE JOB POSTINGS



TOP 5 INDUSTRIES BY HIGHEST NUMBER OF JOB POSTINGS

(by NAICS - North American Industry Classification System*)

MANUFACTURING (NAICS 31–33)

47 postings

Paper (except newsprint) Mills (43)
Soft Drink and Ice Manufacturing (2)
Explosives Manufacturing (1)
Coating, Engraving, Heat Treating and Allied Activities MEX (1)

TRANSPORTATION AND WAREHOUSING (NAICS 48-49)

24 postings

Postal Services (1)

FINANCE AND INSURANCE (NAICS 52)

16 postings

Corporate and Institutional Banking Industry (12)
All other non-depository Credit Intermediation (3)

EDUCATION SERVICES (NAICS 61)

15 postings

Elementary and Secondary Schools (11)
Technical and Trade Schools (4)

CONSTRUCTION (NAICS 23)

11 postings

Plumbing, Heating and Air-Conditioning Contractors (11)

POSTINGS BY OCCUPATIONAL CATEGORIES

(by NOC – National Occupational Classification code)

SALES AND SERVICE OCCUPATIONS (NOC 6)

23.5% (83 postings)

Other customer and information services representatives (12)

Retail and wholesale buyers (9)

Light duty cleaners (9)

Cooks (7)

Retail salespersons (7)

Food and beverage servers (7)

Sales and service (unidentified sub-category) (6)

Financial sales representatives (6)

Sales and account representatives – wholesale trade (non-technical) (6)

Bartenders (4)

Specialized cleaners (4)

Real estate agents and salespersons (1)

Chefs (1)

Hotel front desk clerks (1)

Cashiers (1)

Food counter attendants, kitchen helpers and related support occupations (1)

Janitors, caretakers and building superintendents (1)

TRADES, TRANSPORT AND EQUIPMENT OPERATORS AND RELATED OCCUPATIONS (NOC 7)

20.4% (72 postings)

Transport truck drivers (23)

Construction millwrights and industrial mechanics (12)

Trades, transport and equipment operators and related (unidentified sub-category) (11)

Automotive service technicians, truck and bus mechanics and mechanical repairers (4)

Taxi and limousine drivers and chauffeurs (4)

Plumbers (3)

Steamfitters, pipefitters and sprinkler system installers (3)

Gas fitters (3)

Material handlers (2)

Bus drivers, subway operators and other transit operators (2)

Delivery and courier service drivers (2)

Welders and related machine operators (1)

Heavy equipment operators (except crane) (1)

Other trades helpers and labourers (1)

OTHER/UNIDENTIFIED

12.5% (44 postings)

Other – Known Job Titles (18)

Other – Unknown Job Titles (26)

BUSINESS, FINANCE AND ADMINISTRATION OCCUPATIONS (NOC 1)

10.8% (38 postings)

General office support workers (12)

Business, finance and administration (unidentified sub-category) (11)

Purchasing agents and officers (4)

Dispatchers (4)

Other financial officers (2)

Administrative assistants (1)

Receptionists (1)

Data entry clerks (1)

Accounting and related clerks (1)

Couriers, messengers and door-to-door distributors (1)

OCCUPATIONS IN EDUCATION, LAW AND SOCIAL, COMMUNITY AND GOV'T SERVICES (NOC 4)

9.1% (32 postings)

- Early childhood educators and assistants (15)
- Social and community service workers (4)
- Home support workers, housekeepers and related occupations (4)
- Social workers (3)
- Education, law and social, community and government services (unidentified sub-category) (2)
- College and other vocational instructors (2)
- Family, marriage and other related counsellors (2)

MANAGEMENT OCCUPATIONS (NOC 0)

8.8% (31 postings)

- Corporate sales managers (7)
- Management (unidentified sub-category) (6)
- Managers in transportation (4)
- Advertising, marketing and public relations managers (3)
- Facility operation and maintenance managers (3)
- Managers in customer and personal services, n.e.c. (2)
- Human resources managers (1)
- Other administrative services managers (1)
- Insurance, real estate and financial brokerage managers (1)
- Banking, credit and other investment managers (1)
- Retail and wholesale trade managers (1)
- Restaurant and food service managers (1)

NATURAL AND APPLIED SCIENCES AND RELATED OCCUPATIONS (NOC 2)

4.8% (17 postings)

- Natural and applied sciences and related (unidentified sub-category) (13)
- Drafting technologists and technicians (2)
- Agricultural and fish products inspectors (1)
- Mechanical engineering technologists and technicians (1)

OCCUPATIONS IN MANUFACTURING AND UTILITIES (NOC 9)

4.5% (16 postings)

- Power engineers and power systems operators (7)
- Testers and graders, food, beverage and associated products processing (6)
- Supervisors, forest products processing (3)

HEALTH OCCUPATIONS (NOC 3)

3.4% (12 postings)

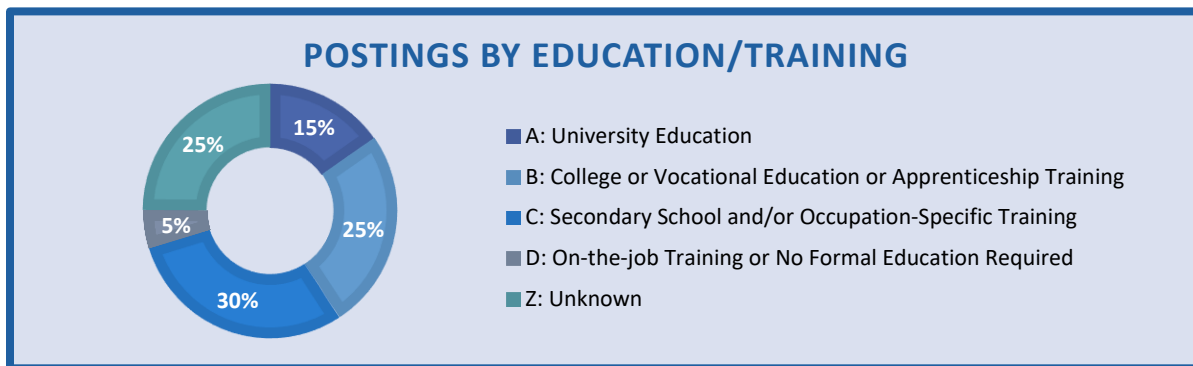
- Registered nurses and registered psychiatric nurses (4)
- Dietitians and nutritionists (3)
- Dental assistants (2)
- Health (unidentified sub-category) (1)
- Audiologists and speech-language pathologists (1)
- Other assisting occupations in support of health services (1)

OCCUPATIONS IN ART, CULTURE, RECREATION AND SPORT (NOC 5)

2.3% (8 postings)

- Translators, terminologists and interpreters (6)
- Other performers, n.e.c. (1)
- Program leaders and instructors in recreation, sport and fitness (1)

OTHER ONLINE JOB POSTING DATA



THERE ARE 38 MORE JOBS POSTED ONLINE THIS YEAR THAN THERE WERE IN 2017

46.5% of the jobs posted between January 1st and December 31st 2018 were full-time.

Total number of postings by month:

January	39	April	32	July	19	October	24
February	15	May	37	August	34	November	23
March	36	June	30	September	29	December	35

**link to Statistics Canada North American Industry Classification System (NAICS) Canada 2017 version:
<https://www.statcan.gc.ca/eng/subjects/standard/naics/2017/index>*