

# QUARTERLY ONLINE JOB VACANCIES REPORT\*

January 1<sup>st</sup> 2020 – March 31<sup>st</sup> 2020

Greater Sudbury  
Manitoulin District  
Sudbury District



**Sudbury  
& Manitoulin**

Workforce Planning  
Planification en  
main-d'oeuvre

*This report was prepared by:*  
**Workforce Planning for Sudbury & Manitoulin**  
*for more information please contact us at:*  
**705-675-5822 or go to our website at: [www.planningourworkforce.ca](http://www.planningourworkforce.ca)**

This project is funded in part by the Government of Canada and the Government of Ontario



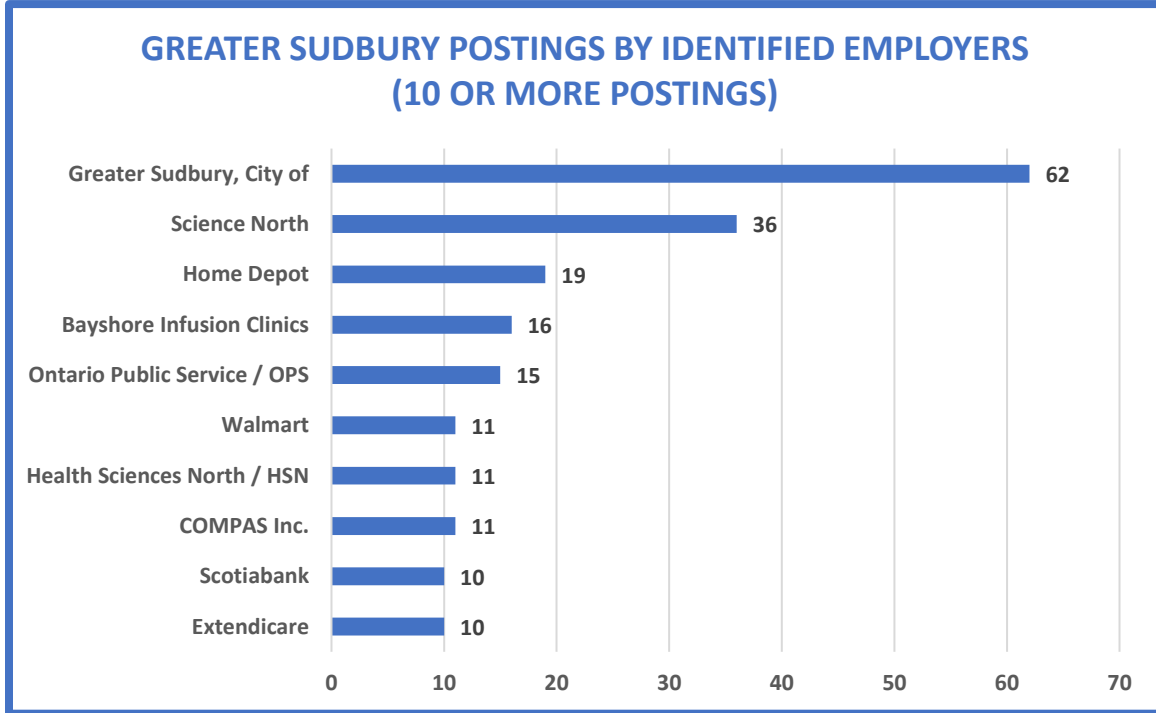
*\*All data comes from Vicinityjobs.com and includes aggregated and validated local data from credible job posting sites such as: Service Canada's Job Bank, Monster, Indeed, HRCareers, and others such as large local employers' websites. Vicinityjobs.com estimates that this sample represents between 50-55% of all local jobs postings (as many employers do not use web-based services to recruit).*

# QUARTERLY ONLINE JOB VACANCIES REPORT

## Greater Sudbury

January 1, 2020 – March 31, 2020

### 1798 TOTAL NUMBER OF ONLINE JOB POSTINGS



### TOP 10 INDUSTRIES BY # OF JOB POSTINGS

(by NAICS - North American Industry Classification System\* and includes businesses with 10+ job postings)

#### PUBLIC ADMINISTRATION (NAICS 91)

77 postings

Other local, municipal and regional public administration (62)

Other provincial and territorial public administration (15)

#### RETAIL TRADE (NAICS 44-45)

71 postings

Home centres (19)

Department stores (12)

#### EDUCATIONAL SERVICES (NAICS 61)

66 postings

All other schools and instructions (40)

#### MANUFACTURING (NAICS 31-33)

62 postings

#### PROFESSIONAL, SCIENTIFIC AND TECHNICAL SERVICES (NAICS 54)

57 postings

Other scientific and technical consulting services (14)

Engineering services (10)

#### ACCOMMODATION & FOOD SERVICES (NAICS 72)

55 postings

#### HEALTH CARE AND SOCIAL ASSISTANCE (NAICS 62)

53 postings

Home health care services (21)

General (except paediatric) hospitals (15)

Community care facilities for the elderly (10)

#### FINANCE AND INSURANCE (NAICS 52)

39 postings

Corporate and institutional banking industry (21)

Personal and commercial banking industry (11)

#### WHOLESALE TRADE (NAICS 41)

27 postings

All other machinery, equipment and supplies wholesaler-distributors (10)

#### TRANSPORTATION AND WAREHOUSING (NAICS 48-49)

16 postings

## 10 OR MORE POSTINGS BY OCCUPATIONAL CATEGORIES

(by NOC – National Occupational Classification code)

### SALES AND SERVICE OCCUPATIONS (NOC 6)

**24.1% (434 postings)**

Sales and service (unidentified sub-category) (75)

Retail salespersons (53)

Light duty cleaners (41)

Other customer and information services representatives (35)

Cooks (30)

Sales and account representatives wholesale trade (non-technical) (23)

Food counter attendants, kitchen helpers, and related support occupations (19)

Other sales related occupations (18)

Food and beverage servers (17)

Security guards and other related security service occupations (16)

Janitors, caretakers and building superintendents (12)

Retail and wholesale buyers (11)

### OTHER/UNIDENTIFIED

**15.1% (271 postings)**

Other – Unknown job titles (153)

Other – Known job titles (118)

### BUSINESS, FINANCE AND ADMINISTRATION OCCUPATIONS (NOC 1)

**14.1% (254 postings)**

Business, finance and administration (unidentified sub-category) (55)

Administrative assistants (33)

Receptionists (27)

Accounting and related clerks (20)

Administrative officers (19)

General office support workers (18)

Professional occupations in advertising, marketing and public relations (11)

### TRADES, TRANSPORT AND EQUIPMENT OPERATORS AND RELATED OCCUPATIONS (NOC 7)

**13.6% (245 postings)**

Trades, transport and equipment operators and related (unidentified sub-category) (57)

Transport truck driver (30)

Automotive service technicians, truck and bus mechanics, and mechanical repairers (18)

Material handlers (17)

Construction millwrights and industrial mechanics (15)

Delivery and courier service drivers (12)

Carpenters (10)

### OCCUPATIONS IN EDUCATION, LAW, AND SOCIAL, COMMUNITY AND GOV'T SERVICES (NOC 4)

**10.4% (187 postings)**

Home support workers, housekeepers, and related occupations (49)

Early childhood educators and assistants (44)

University professors and lecturers (18)

College and other vocational instructors (11)

### MANAGEMENT OCCUPATIONS (NOC 0)

**8.0% (144 postings)**

Management (unidentified sub-category) (60)

Retail and wholesale trade managers (24)

**HEALTH OCCUPATIONS (NOC 3)**

**6.1% (110 postings)**

- Registered nurses and registered psychiatric nurses (19)
- Other assisting occupations in support of health services (19)
- Health (unidentified sub-category) (13)
- Licensed practical nurses (12)

**NATURAL AND APPLIED SCIENCES AND RELATED OCCUPATIONS (NOC 2)**

**4.2% (75 postings)**

- Natural and applied sciences and related (unidentified sub-category) (19)

**OCCUPATIONS IN MANUFACTURING AND UTILITIES (NOC 9)**

**1.8% (33 postings)**

- Other labourers in processing, manufacturing, and utilities (13)

**OCCUPATIONS IN ART, CULTURE, RECREATION AND SPORT (NOC 5)**

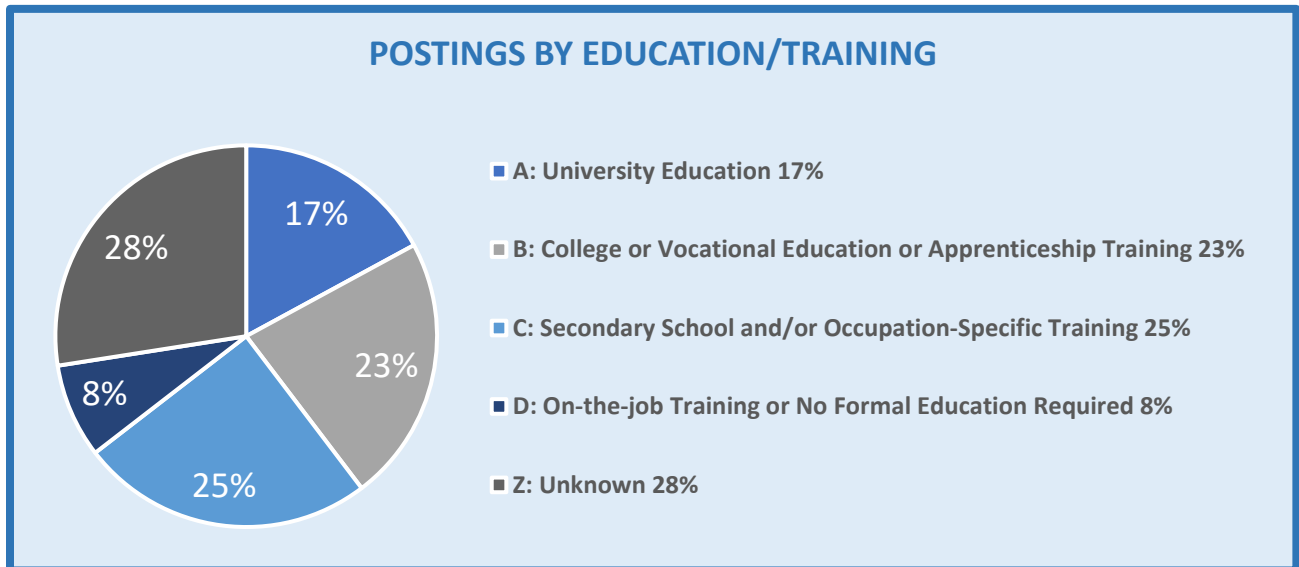
**1.4% (26 postings)**

- Program leaders and instructors in recreation, sport and fitness (15)

**NATURAL RESOURCES, AGRICULTURE AND RELATED PRODUCTION OCCUPATIONS (NOC 8)**

**1.1% (19 postings)**

**OTHER ONLINE JOB POSTING DATA**



**POSTINGS BY TYPE (FT/PT)**

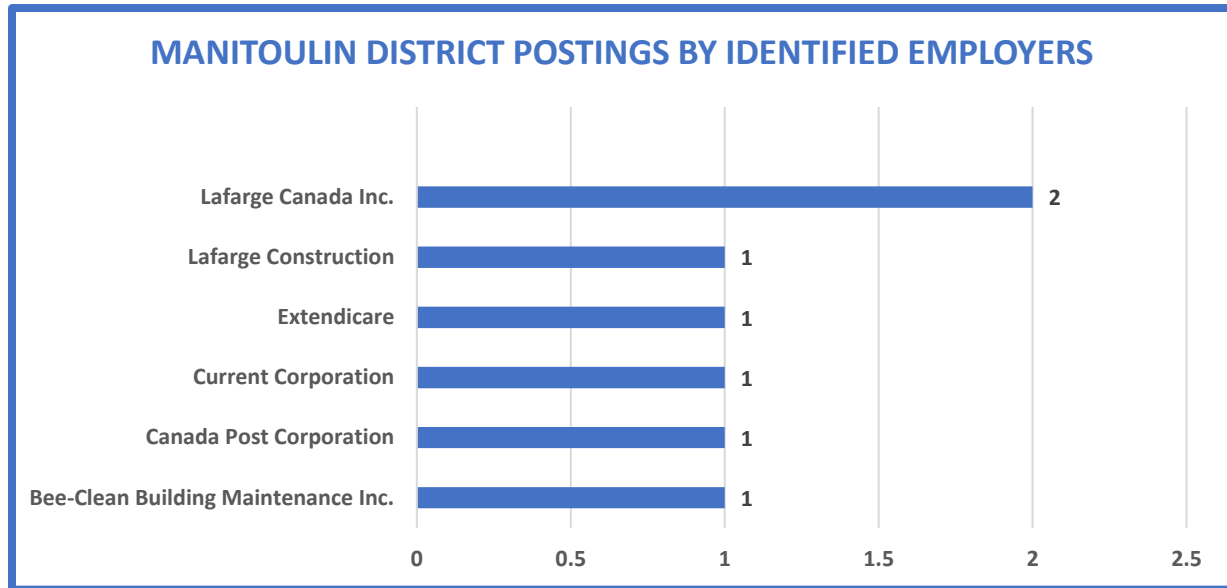
- 56.6% of the jobs were full-time (1017)
- 12.2% of the jobs were full-time or part-time (220)
- 20.2% of the jobs were part-time (364)
- 11.0% were unknown/not identified (197)

# QUARTERLY ONLINE JOB VACANCIES REPORT

## Manitoulin District

January 1, 2020 – March 31, 2020

### 55 TOTAL NUMBER OF ONLINE JOB POSTINGS



### TOP INDUSTRIES BY # OF JOB POSTINGS

(by NAICS - North American Industry Classification System\*)

#### MANUFACTURING (NAICS 31 - 33)

**3 postings**

Cement manufacturing (2)

Commercial and service industry machinery manufacturing (1)

#### RETAIL TRADE (NAICS 44-45)

**3 postings**

Beer, wine and liquor stores (2)

Cosmetics, beauty supplies and perfume stores (1)

#### CONSTRUCTION (NAICS 23)

**1 posting**

Highway, street and bridge construction (1)

#### TRANSPORTATION AND WAREHOUSING (NAICS 48-49)

**1 posting**

Postal service (1)

#### ADMINISTRATIVE AND SUPPORT, WASTE MANAGEMENT AND REMEDIATION SERVICES (NAICS 56)

**1 posting**

Janitorial Services (except window cleaning) (1)

#### HEALTH CARE AND SOCIAL ASSISTANCE (NAICS 62)

**1 posting**

Community care facilities for the elderly (1)

#### ACCOMMODATION AND FOOD SERVICES (NAICS 72)

**1 posting**

## **POSTINGS BY OCCUPATIONAL CATEGORIES**

(by NOC – National Occupational Classification code)

### **OCCUPATIONS IN EDUCATION, LAW AND SOCIAL, COMMUNITY AND GOVERNMENT SERVICES (NOC 4)**

**32.7% (18 postings)**

Home support workers, housekeepers and related occupations (15)

Social and community service workers (2)

Early childhood educators and assistants (1)

### **HEALTH OCCUPATIONS (NOC 3)**

**21.8% (12 postings)**

Licensed practical nurses (8)

Registered nurses and registered psychiatric nurses (2)

Other technical occupations in therapy and assessment (1)

Other assisting occupations in support of health services (1)

### **BUSINESS, FINANCE AND ADMINISTRATION OCCUPATIONS (NOC 1)**

**16.4% (9 postings)**

General office support workers (7)

Supervisors, supply chain, tracking and scheduling co-ordination occupations (2)

### **SALES AND SERVICE OCCUPATIONS (NOC 6)**

**14.5% (8 postings)**

Security guards and related security service occupations (3)

Other sales related occupations (2)

Light duty cleaners (2)

Cooks (1)

### **MANAGEMENT OCCUPATIONS (NOC 0)**

**3.6% (2 postings)**

Management (unidentified sub-category) (1)

Managers in aquaculture (1)

### **TRADES, TRANSPORT AND EQUIPMENT OPERATORS AND RELATED OCCUPATIONS (NOC 7)**

**3.6% (2 postings)**

Trades, transport and equipment operators and related (unidentified sub-category) (1)

Heavy equipment operators (except crane) (1)

### **OCCUPATIONS IN MANUFACTURING AND UTILITIES (NOC 9)**

**3.6% (2 postings)**

Chemical plant machine operators (1)

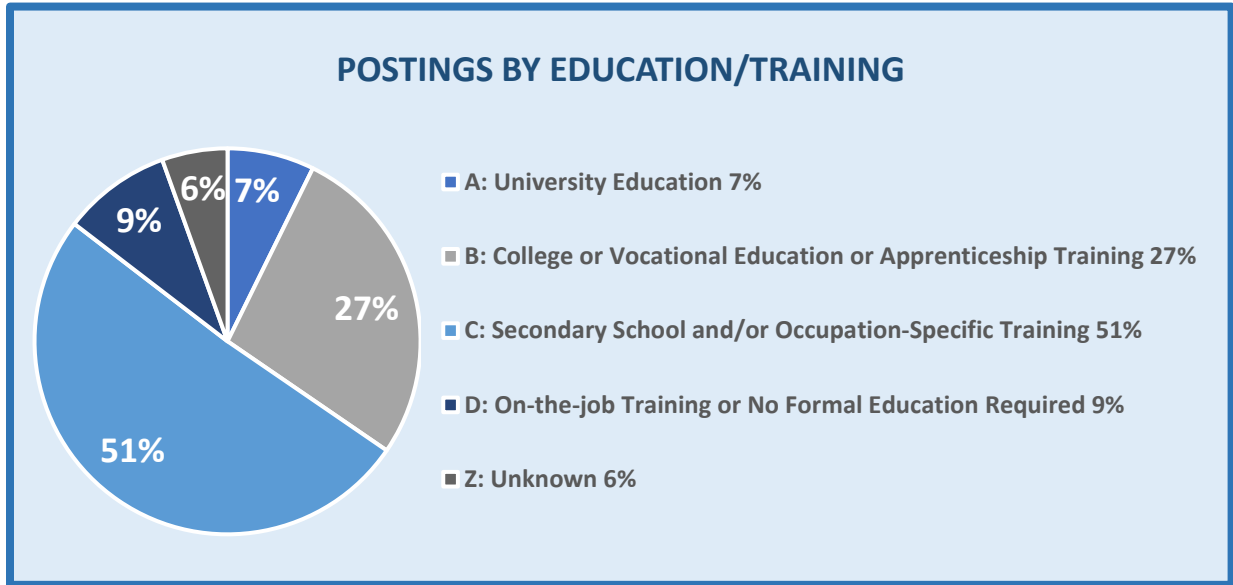
Other labourers in processing, manufacturing and utilities (1)

### **OTHER/UNIDENTIFIED**

**3.6% (2 postings)**

Other – Unknown job titles (2)

## OTHER ONLINE JOB POSTING DATA



### **POSTINGS BY TYPE (FT/PT)**

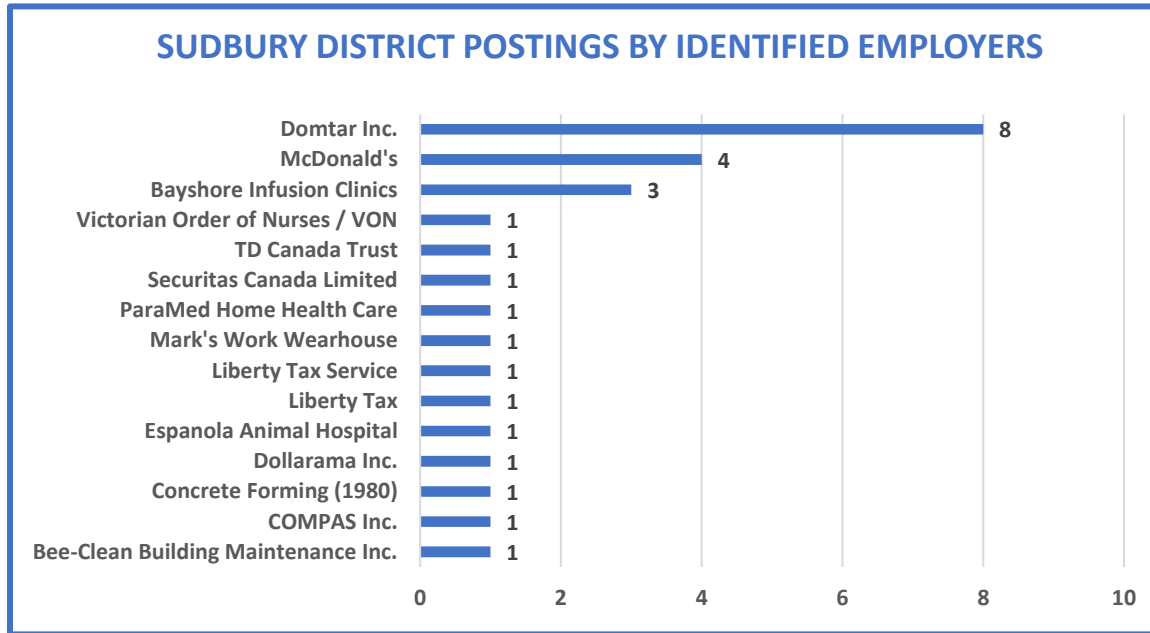
- 23.6% of the jobs were full-time (13)
- 61.8% of the jobs were part-time (34)
- 9.1% of the jobs were full time or part-time (5)
- 5.5% were unknown/not identified (3)

# QUARTERLY ONLINE JOB VACANCIES REPORT

## Sudbury District

January 1, 2020 – March 31, 2020

### 94 TOTAL NUMBER OF ONLINE JOB POSTINGS



### TOP INDUSTRIES BY HIGHEST # OF JOB POSTINGS

(by NAICS - North American Industry Classification System\*)

#### MANUFACTURING (NAICS 31-33)

8 postings

Paper (except newsprint) mills (8)

#### ACCOMMODATION AND FOOD SERVICES (NAICS 72)

7 postings

Casino hotels (2)

#### HEALTH CARE AND SOCIAL ASSISTANCE (NAICS 62)

6 postings

Home health care services (5)

General (except paediatric) hospitals (1)

#### RETAIL TRADE (NAICS 44-45)

5 postings

Beer, wine and liquor stores (3)

Family clothing stores (1)

Department stores (1)

#### TRANSPORTATION AND WAREHOUSING (NAICS 48-49)

3 postings

#### PROFESSIONAL, SCIENTIFIC, TECHNICAL (NAICS 54)

3 postings

Tax preparation services (2)

Other scientific and technical consulting services (1)

#### ADMINISTRATIVE AND SUPPORT, WASTE MANAGEMENT AND REMEDIATION SERVICES (NAICS 56)

2 postings

Security guard & patrol services (1)

Janitorial services (except window cleaning) (1)

#### CONSTRUCTION (NAICS 23)

1 posting

Other foundation, structure and building exterior contractors (1)

#### FINANCE AND INSURANCE (NAICS 52)

1 posting

Corporate and institutional banking industry (1)



## **POSTINGS BY OCCUPATIONAL CATEGORIES**

(by NOC – National Occupational Classification code)

### **SALES AND SERVICE OCCUPATIONS (NOC 6)**

**28.7% (27 postings)**

- Retail and wholesale buyers (6)
- Financial sales representatives (5)
- Light duty cleaners (5)
- Other sales and related occupations (3)
- Cooks (2)
- Food and beverage servers (2)
- Sales and service (unidentified sub-category) (1)
- Food service supervisors (1)
- Hotel front desk clerks (1)
- Food counter attendants, kitchen helpers and related support occupations (1)

### **OTHER/UNIDENTIFIED**

**19.1% (18 postings)**

- Other – Unknown job titles (13)
- Other – Known job titles (5)

### **OCCUPATIONS IN EDUCATION, LAW AND SOCIAL, COMMUNITY AND GOVERNMENT SERVICES (NOC 4)**

**11.7% (11 postings)**

- Early childhood educators and assistants (5)
- Home support workers, housekeepers and related occupations (5)
- Education, law and social, community and government services (unidentified sub-category) (1)

### **MANAGEMENT OCCUPATIONS (NOC 0)**

**10.6% (10 postings)**

- Management (unidentified sub-category) (5)
- Senior managers - financial, communications and other business services (1)
- Corporate sales managers (1)
- Construction managers (1)
- Facility operation and maintenance managers (1)
- Managers in transportation (1)

### **BUSINESS, FINANCE AND ADMINISTRATION OCCUPATIONS (NOC 1)**

**10.6% (10 postings)**

- Business, finance and administration (unidentified sub-category) (2)
- General office support workers (2)
- Professional occupations in advertising, marketing and public relations (1)
- Executive assistants (1)
- Conference and events planner (1)
- Employment insurance, immigration, border services and revenue officers (1)
- Accounting and related clerks (1)
- Shippers and receivers (1)

### **TRADES, TRANSPORT AND EQUIPMENT OPERATORS AND RELATED OCCUPATIONS (NOC 7)**

**8.5% (8 postings)**

- Trades, transport and equipment operators and related (unidentified sub-category) (3)
- Bus drivers, subway operators and other transit operators (2)
- Welders and related machine operators (1)
- Carpenters (1)
- Contractors and supervisors, mechanic trades (1)

### HEALTH OCCUPATIONS (NOC 3)

4.3% (4 postings)

- Licensed practical nurses (2)
- Audiologists and speech-language pathologists (1)
- Dental assistants (1)

### NATURAL AND APPLIED SCIENCES AND RELATED OCCUPATIONS (NOC 2)

3.2% (3 postings)

- Natural and applied sciences and related (unidentified sub-category) (1)
- Mechanical engineers (1)
- Electrical and electronics engineers (1)

### OCCUPATIONS IN MANUFACTURING AND UTILITIES (NOC 9)

2.1% (2 postings)

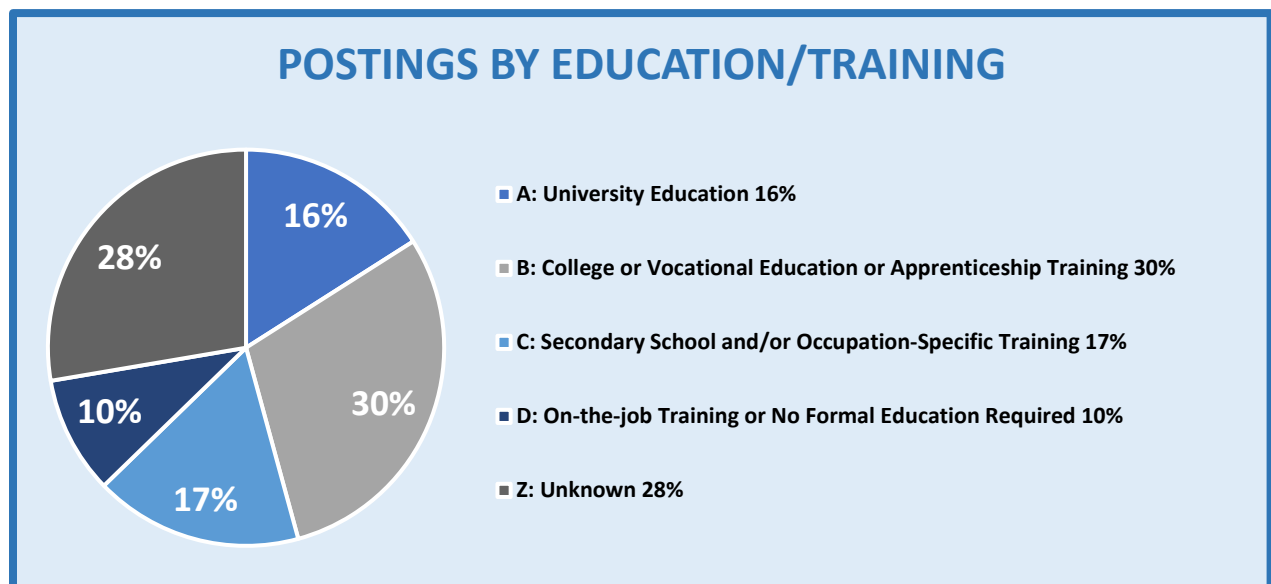
- Supervisors, forest products processing (1)
- Chemical plant machine operators (1)

### OCCUPATIONS IN ART, CULTURE, RECREATION AND SPORT (NOC 5)

1.1% (1 posting)

- Translators, terminologists and interpreters (1)

## OTHER ONLINE JOB POSTING DATA



### POSTINGS BY TYPE (FT/PT)

- 41.5% of the jobs were full-time (39)
- 24.5% of the jobs were part-time (23)
- 12.8% of the jobs were full-time or part-time (12)
- 21.3% were unknown/not identified (20)

\*link to Statistics Canada North American Industry Classification System (NAICS) Canada 2017 version:  
<https://www.statcan.gc.ca/eng/subjects/standard/naics/2017/index>